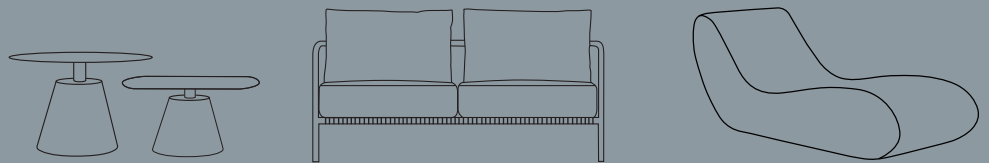




PAPATYA



PAPATYA

papatya.com.tr

Enriched by Life, Designed by Papatya

Hidromekanik Makine Sanayi ve Tic. A.Ş. has been producing high qualified and innovative products since 1945. The company has started to manufacturing indoor and outdoor furniture over 30 years ago under PAPATYA brand. Keeping collections up to date by following customer expectations with its long years of experience and superior quality culture, the brand became a leader in its field.

Design aspect of the company is based on creativity, quality, functionality, resistance, research and development. Unique and rich collections include wide range of chairs, armchairs, bar stools, tables, sofas and sunloungers with suitable accessories. Qualitative raw materials such as glassfiber reinforced polypropylene, polycarbonate, metal, aluminium, stainless steel and wood, offer various combinations of indoor and outdoor furniture with trendy finishes. Color selections are done by experts to create suitable atmosphere

PAPATYA represents today's and tomorrow's furniture vision by responding to taste and requirements of global market with high qualified, aesthetic, ergonomic, affordable and maintenance free products, developed by professional and creative design team. Energy and experience meet with creative input and technological background enable the brand to build worldwide recognizing and promising projects.



Tarabya-K Tarabya-S Gama Table



Balat-K

Elegance, functionality, and durability are the key design elements of Papatya models. Products developed using high-quality raw materials and cutting-edge technology stand out with their unique and characteristic structures. The design process is driven by the goal of offering enjoyable living and working environments in personalized spaces. Models produced with high-quality raw materials and the latest technology combine aesthetics and functionality. By considering industry expectations and needs, each model is made to be visually appealing and highly practical in use.

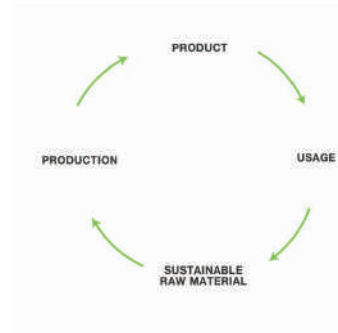
The wide range of products perfectly adapts to various living and working spaces. These products, resulting from the meticulous work of a creative and professional design team, provide unique experiences in personalized spaces. The Papatya brand aims to always offer the highest quality, aesthetic, and functional solutions to users, making living and working spaces more comfortable and stylish.

The design team develops trend-setting models, which are produced using high quality and technology. Industry professionals and end users in many countries around the world recognize the Papatya brand for its original designs and long-lasting models.



Bomonti-K

Driving sustainability for inspired life



Sustainable Production for future


With a sense of responsibility for the future, we adopt the value of sustainability as the basic philosophy. We consistently offer an environmentally friendly working environment with our business model that reflects our respect for the environment and aims to protect our natural resources, acting in accordance with social values and our high standards for economic sustainability.

We carefully design our products and services to be energy efficient, environmentally friendly and to provide maximum benefit to our customers. Acting in harmony with our sustainability values not only enables us to protect our natural resources and invest in our future, but also ensures the satisfaction of our customers by increasing the efficiency of our work.

Sustainable production management

Papatya reduces deforestation using a sustainable process in production processes and leads its supply chain to support sustainable forest management.

High quality recyclable raw materials using in production are eco friendly, is contributed to global policy to prevent deforestation.





Textile production management

Papatya uses EU Ecolabel and Greenguard certificated fabrics for soft chairs. Ecolabel promotes a circular economy for a sustainable future.

Greenguard certificate indicates a product has low chemical emissions. It means the chemical in the products don't evaporate and mix at room temperature within the specified limit values are certified.



Eco Friendly Packaging

Papatya uses %80 recyclable carton boxes in packaging to avoid the consumption of natural resources.



Evo-S



Quality Management

ISO 14001 ENVIRONMENTAL MANAGEMENT SYSTEM

ISO 14001:2015 specifies the requirements for an environmental management system that an organization provides to enhance its environmental performance. ISO 14001:2015 is intended for use by an organization seeking to manage its environmental responsibilities in a systematic manner that contributes to the environmental pillar of sustainability

ISO 45001 OCCUPATIONAL HEALTH and SAFETY MANAGEMENT SYSTEM

The certificate is about improving employee safety, reducing workplace risks and creating better and safer working conditions.

ISO 9001 QUALITY MANAGEMENT

This standard is based on a number of quality management principles including a strong customer focus, the motivation and implication of top management, the process approach and continual improvement. Using ISO 9001 helps ensure that customers get consistent, good-quality products and services.



Quality certificated by Catas

CATAS S.p.A. is the most prestigious Italian research institute and test laboratory in the furniture field. Its laboratories are located in Italy's two main production areas: San Giovanni al Natisone and Lissone. The testing and certification laboratory's team of experts—including chemists, engineers, and mathematicians—provides applied research and testing and certification services to the furniture industry.

The CATAS Technological and Chemical Departments perform a wide range of tests and research on raw materials and end products, verifying that a product meets both the manufacturer's requirements and governing standards for quality, safety, strength, and durability. Tests comply with national (UNI, DIN, BS, NF, ASTM, ANSI, etc.), European (EN), and international (ISO) standards.

Papatya models have successfully passed the structural requirements and seat resistance tests as specified by European standards (EN).



Branded Customization



Evo-K



Yugo Shell

Customized furniture solutions allow brands to reflect their corporate identity and aesthetic understanding in their spaces. This increases brand awareness among customers and creates a strong brand image. Furniture customization is a practice that adds value to the sustainable competitive advantage and customer loyalty of brands. Papatya provides this service, positively contributing to the competitiveness and growth of the multi-branch brands it collaborates with. In particular, brands in the hospitality sector should incorporate their colors and logos into the decor to accurately express themselves.

Index

Polypropylene Seats.....	14-27
Galata-K , Galata-S, Balat-K , Balat-S, Bomonti-K , Bomonti-S.....	15-16
Hisar-K , Hisar-S, Beykoz-K , Beykoz-S, Tarabya-K , Tarabya-S.....	17-18
İstanbul collection seat cushion.....	19
Joy-K , Joy-S, Joy-S Bar Stool	20
Fame-K, Fame-S	21
Fame-S Bar Stool , Evo-K.....	22
Evo-s , Eden-K, Eden-S	23
Mambo, Luna Stripe , Cool.....	24
X'Sera-S , Trio-S, Toro-S	25
Toro-S Rattan , Hera SP, Hera SP Rattan	26
Nosta-S, Varia-S , Yummy.....	27
Polypropylene & Polycarbonate Seats.....	29-34
Flora , Ego Rock, Ego Rock Bar Stool	30
Ego-K, Ego-K Bar Stool , Luna.....	31
Ego-S , Ego-S Bar Stool, O'pera-K	32
O'pera-S, Hera-K , Hera-S.....	33
Gyza , Class-X.....	34
Metal Base Seats.....	35-56
Globe Collection.....	36-44
X-treme Collection.....	45-49
Opal Collection.....	50-53
Icon-S, Icon-S B	53
Yugo-S , Yugo-S Bar Stool, Tiara	54
Flora ML, Vital-K , Vital-S.....	55
Marvel-S , Karea.....	56
Wooden Base Seats.....	57-68
Globe Collection.....	58-60
X-treme Collection.....	62-65
Opal Collection.....	66-67
Yugo-S Wox.....	68















Index

Soft Seats.....	69-107
Glera Collection.....	70-73
Globe Soft Collection.....	74-82
X-treme Soft Collection.....	83-90
Opal Soft Collection.....	91-97
Icon-SD , Icon-SD Bar, Icon BDK	98
Yugo-S Soft, Yugo-S Wox Soft	99
Joy-K Soft , Joy-S Soft.....	100
Joy-S Bar Stool Soft.....	101
Evo-K Soft , Evo-S Soft , Eden-K Soft.....	102
Eden-S Soft , Nosta-S Soft.....	103
X'Sera-S Soft, Trio-S Soft , Toro-S Soft.....	104
Toro-S Rattan Soft , Hera-SP Soft, Hera-SP Rattan Soft	105
O'pera-K Soft, Opera-S Soft , Hera-K Soft.....	106
Hera-S Soft , Gyza Soft, Mambo Soft	107
Benches.....	109-111
Sunloungers.....	113-115
Removable Cushions & Accessories.....	117-121
Tables & Coffee Tables & Side Tables.....	124-144
Wox.....	124-128
Onix.....	129
Roll.....	130-132
Maxima.....	133
Slim.....	134
Idea.....	135
Trio.....	136
Tower.....	135-140
Matt	141
Ada	142-144

Index

Table Bases.....	145-187
Time.....	146-150
Step.....	151
Slim X.....	152-154
Tower.....	156-157
Plus.....	158-160
Lotus Round.....	160-162
Lotus Square.....	163-165
Oxo.....	170-171
Kross.....	168-169
Arya.....	170-171
Gala.....	172-173
Quick.....	173
Modus.....	174-176
Punto.....	177-178
Spark.....	179-180
Gama.....	180-181
Table Tops	184-185
Sofas.....	188-211
Rota.....	188-190
Riva-K ML, Riva-K.....	192
Riva Lounge, Riva Stool, Riva-S.....	193
Riva-S, Riva Bar Stool.....	194
Breeze.....	195-199
Iva.....	200-202
Sedir.....	203
Aura.....	204-205
Slim.....	206-210
Loca.....	212-213
Complements	216-217
Materials& Fabric.....	219-230

Symbols

PP+GFR	Indicates polypropylene reinforced with glass fiber.
PP Mat+GFR	Indicates coated polypropylene reinforced glass fiber.
PC	Indicates polycarbonate.
PC Mat	Indicates coated polycarbonate.
	Indicates that the product has cushion options.
	Indicates that the product is stackable.
	Indicates that the product is not stackable.
	Indicates that the product is suitable for outdoor use.
	It's only recommended for indoor use.
	Indicates the minimum order quantity in the package for each identical chair.
	Indicates the net weight of a single product.
	Indicates that the product's loading capacity for each size of container and truck.
	Indicates that the colour by confirmation. Limited quantity in stock.
	Indicates that the product height is adjustable.
	Indicates that on request the product could have special application with additional cost & delivery time.
	Indicates the volume per package.
	Indicates that table frame has plastic foot inserts.
	Indicates that table base contains adjustable foot for the stability.

POLYPROPYLENE SEATS

pg.14 - pg.27

İstanbul

NEW COLLECTION

Page 13-25



Galata



Balat



Bomonti



Hisar

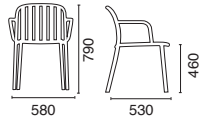
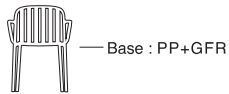


Beykoz




Tarabya

Istanbul
Galata-K



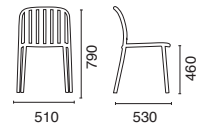
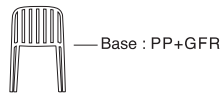
COLOURS




20' : 216 pcs.
40' : 456 pcs.
40HC : 600 pcs.
100cbm : 784 pcs.

CARDBOARD PACKAGE

Istanbul
Galata-S



COLOURS



SHRINK PACKAGE / PALLET

m³ 1.01



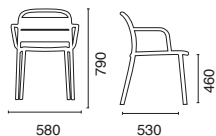
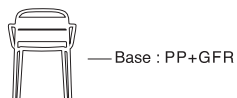
20' : 600 pcs.
40' : 1200 pcs.
40HC : 1200 pcs.
100cbm : 1675 pcs.

CARDBOARD PACKAGE




20' : 264 pcs.
40' : 528 pcs.
40HC : 672 pcs.
100cbm : 840 pcs.

Istanbul
Balat-K



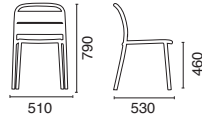
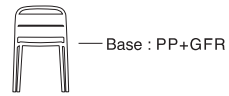
COLOURS




20' : 216 pcs.
40' : 456 pcs.
40HC : 600 pcs.
100cbm : 784 pcs.

CARDBOARD PACKAGE

Istanbul
Balat-S



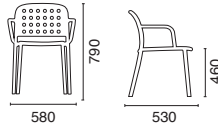
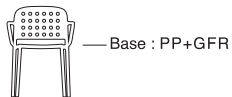
COLOURS



20' : 264 pcs.
40' : 528 pcs.
40HC : 672 pcs.
100cbm : 840 pcs.

CARDBOARD PACKAGE

Istanbul
Bomonti-K



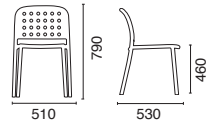
COLOURS



20' : 216 pcs.
40' : 432 pcs.
40HC : 600 pcs.
100cbm : 784 pcs.

CARDBOARD PACKAGE

Istanbul
Bomonti-S



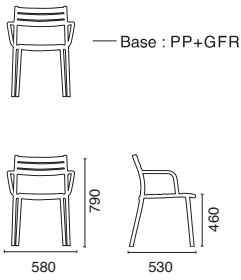
COLOURS




20' : 264 pcs.
40' : 528 pcs.
40HC : 672 pcs.
100cbm : 840 pcs.

CARDBOARD PACKAGE

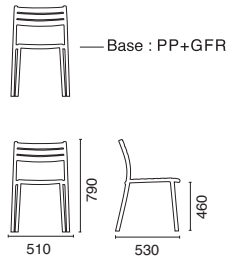
Istanbul
Hisar-K




COLOURS



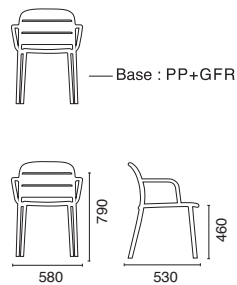
Istanbul
Hisar-S




COLOURS



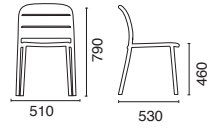
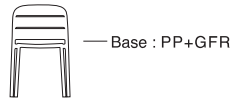
Istanbul
Beykoz-K




COLOURS



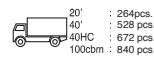
Istanbul
Beykoz-S



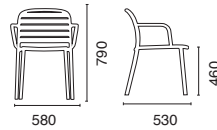
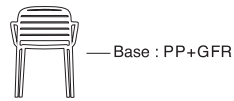
COLOURS



CARDBOARD PACKAGE



Istanbul
Tarabya-K



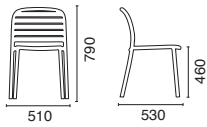
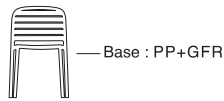
COLOURS



CARDBOARD PACKAGE



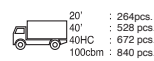
Istanbul
Tarabya-S



COLOURS



CARDBOARD PACKAGE




Only Seat Cushion



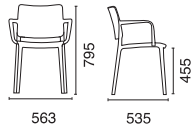
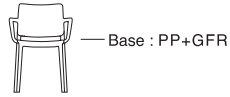
Panama

Nobless

Eternal

 Fabric colours starting from 218.

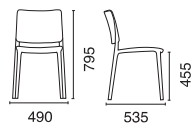
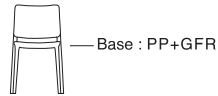
Joy-K



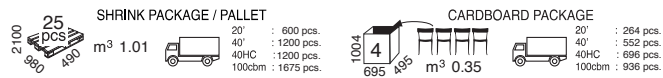
COLOURS



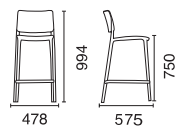
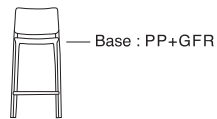
Joy-S



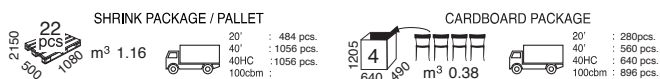
COLOURS



Joy-S Bar 75cm

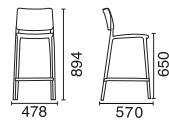
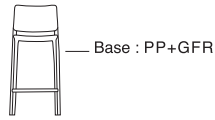


COLOURS




🔍 PP colours starting from 218.

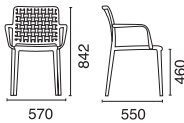
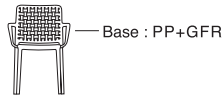
Joy-S Bar 65cm




COLOURS



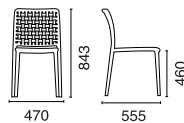
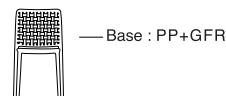
Fame-K





COLOURS



Fame-S

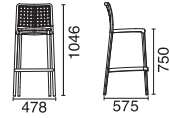
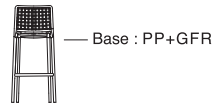


COLOURS




PP colours starting from 218.

Fame-S Bar 75cm



COLOURS



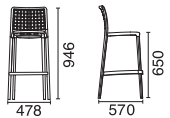
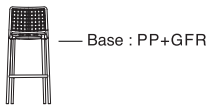
SHRINK PACKAGE / PALLET




CARDBOARD PACKAGE



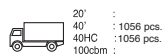
Fame-S Bar 65cm



COLOURS



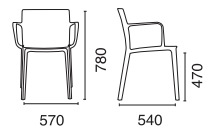
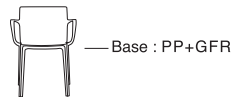
SHRINK PACKAGE / PALLET





CARDBOARD PACKAGE



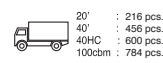
Evo-K



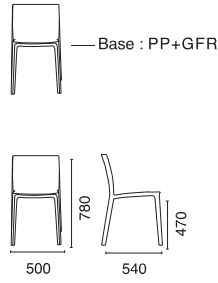
COLOURS



CARDBOARD PACKAGE



Evo-S



COLOURS



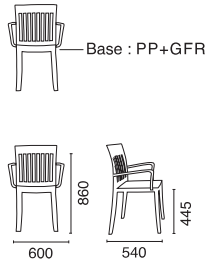
SHRINK PACKAGE / PALLET

20'	: 484 pcs.
40'	: 1100 pcs.
40HC	: 1100 pcs.
100cbm	: 1232 pcs.


CARDBOARD PACKAGE

20'	: 248 pcs.
40'	: 512 pcs.
40HC	: 640 pcs.
100cbm	: 936 pcs.

Eden-K



COLOURS



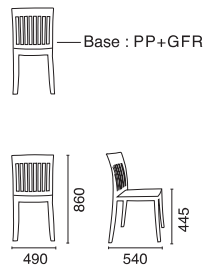
*Surcharge + €22 for colour 51C .Powder coated mat finish.



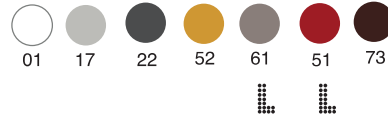
CARDBOARD PACKAGE

20'	: 216 pcs.
40'	: 456 pcs.
40HC	: 592 pcs.
100cbm	: 816 pcs.

Eden-S



COLOURS



*Surcharge + €22 for colour 51C .Powder coated mat finish.



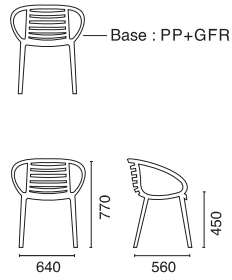
SHRINK PACKAGE / PALLET

20'	: 480 pcs.
40'	: 960 pcs.
40HC	: 960 pcs.
100cbm	: 1400 pcs.


CARDBOARD PACKAGE

20'	: 288 pcs.
40'	: 600 pcs.
40HC	: 736 pcs.
100cbm	: 952 pcs.

Mambo



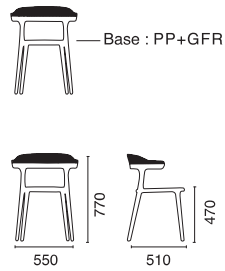
COLOURS



CARDBOARD PACKAGE



Luna Stripe



COLOURS



Cap Cushion



VALENCIA



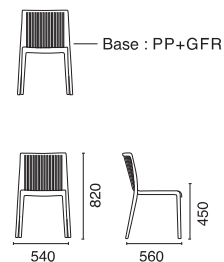
STAMSKIN TOP/ZEN




CARDBOARD PACKAGE



Cool




COLOURS

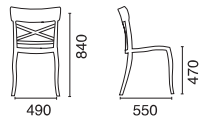
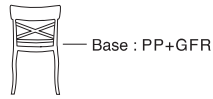


SHRINK PACKAGE / PALLET


CARDBOARD PACKAGE



X'Sera-S



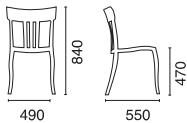
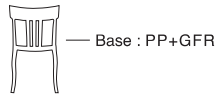
COLOURS




CARDBOARD PACKAGE



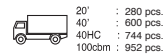
Trio-S



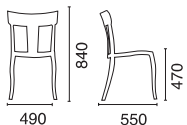
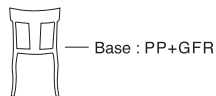
COLOURS




CARDBOARD PACKAGE



Toro-S



COLOURS

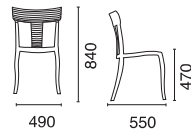
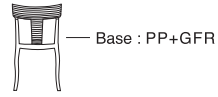


CARDBOARD PACKAGE




🔍 PP colours starting from 218.

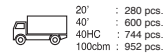
Toro-S Rattan



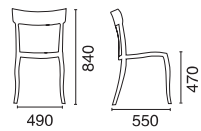
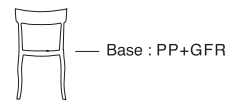
COLOURS



CARDBOARD PACKAGE



Hera-SP



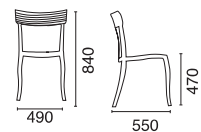
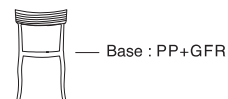
COLOURS




CARDBOARD PACKAGE



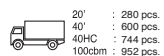
Hera-SP Rattan



COLOURS

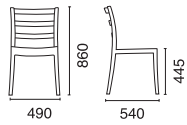
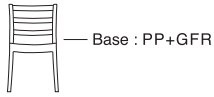


CARDBOARD PACKAGE




PP colours starting from 218.

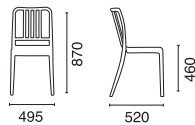
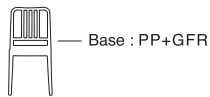
Nosta-S




COLOURS




Varia-S



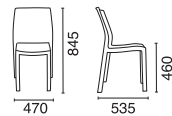
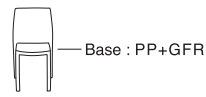
COLOURS




*Surcharge + €22 for colour 22C. Powder coated mat finish frame.



Yummy



COLOURS

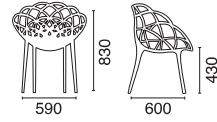
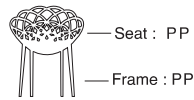


PP colours starting from 218.

POLYPROPYLENE & POLYCARBONATE SEATS

pg.29 - pg.34

Flora



Stacking not recommended for 01C, 09C, 22C, 51C

SEAT COLOURS



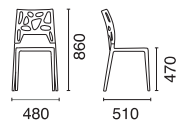
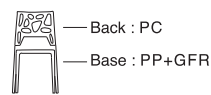
FRAME COLOURS




*Surcharge + €22 for PC mat finish 01C, 09C, 22C, 51C, 70C




Ego-Rock



BACK COLOURS



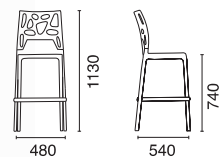
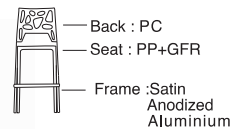
BASE COLOURS




*On request the seat & back could be produced in mat coated finish 01C, 09C, 22C. For this kind of special applications please check the price and delivery time.




Ego-Rock Bar Stool



BACK COLOURS



SEAT COLOURS

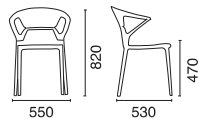
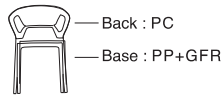


*On request the seat & back could be produced in mat coated finish 01C, 09C, 22C. For this kind of special applications please check the price and delivery time.

FRAME COLOURS




Ego-K



BACK COLOURS



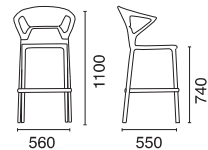
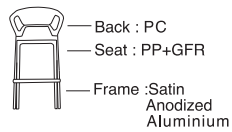
BASE COLOURS




*On request the seat & back could be produced in mat coated finish 01C, 09C, 22C. For this kind of special applications please check the price and delivery time.




Ego-K Bar Stool



BACK COLOURS



SEAT COLOURS

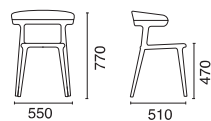
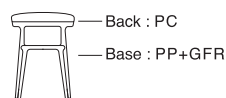


*On request the seat & back could be produced in mat coated finish 01C, 09C, 22C. For this kind of special applications please check the price and delivery time.


FRAME COLOURS



Luna



BACK COLOURS



BASE COLOURS



Cap Cushion



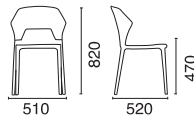
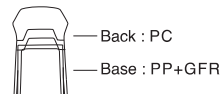
CUSHION FABRICS

VALENCIA

STAMSKIN TOP/ZEN




Ego-S



BACK COLOURS



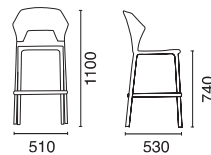
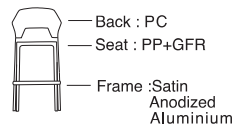
BASE COLOURS



*On request the seat & back could be produced in mat coated finish 01C, 09C, 22C. For this kind of special applications please check the price and delivery time.




Ego-S Bar Stool



BACK COLOURS



SEAT COLOURS

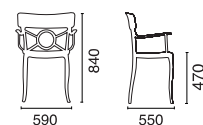
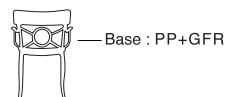


*On request the seat & back could be produced in mat coated finish 01C, 09C, 22C. For this kind of special applications please check the price and delivery time.

FRAME COLOURS




O'pera-K



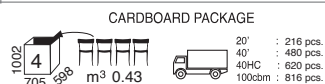
BACK COLOURS



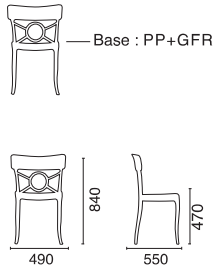
BASE COLOURS




*On request the seat & back could be produced in mat coated finish 01C, 09C, 22C. For this kind of special applications please check the price and delivery time.




O'pera-S



BACK COLOURS



BASE COLOURS

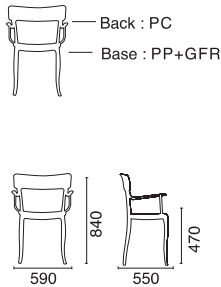


*On request the seat & back could be produced in mat coated finish 01C, 09C, 22C. For this kind of special applications please check the price and delivery time.

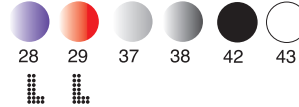


CARDBOARD PACKAGE

Hera-K



BACK COLOURS

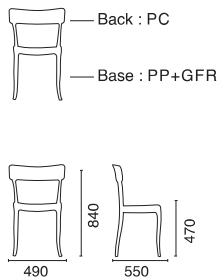


BASE COLOURS




CARDBOARD PACKAGE

Hera-S



BACK COLOURS



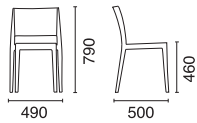
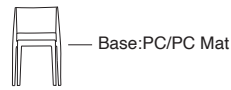
BASE COLOURS



CARDBOARD PACKAGE

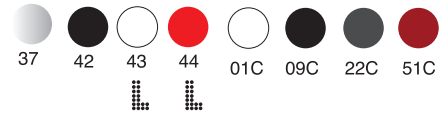
🔍 PP & PC colours starting from 218.

Gyza



Stacking not recommended for 01C,09C,22C,51C

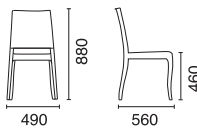
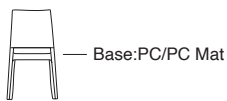
BASE COLOURS



*Surcharge + €22 for PC mat finish 01C, 09C, 22C,51C

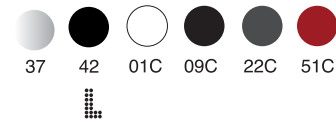


Class-X

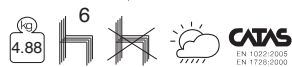


Stacking not recommended for 01C,09C,22C,51C

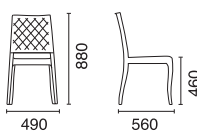
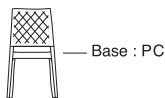
BASE COLOURS



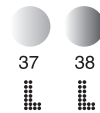
*Surcharge + €22 for PC mat finish.



Class-XC



BASE COLOURS



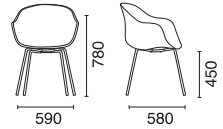
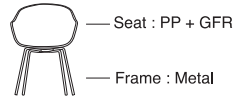
CARDBOARD PACKAGE



METAL BASE SEATS

pg.35 - pg.56


Globe-K ML



SEAT COLOURS



FRAME COLOURS



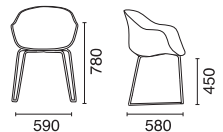
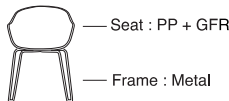
*Surcharge +€29 for Copper/Brass finish frame.

CATAS EN 1022:2005 EN 1728:2000

CARDBOARD PACKAGE (Disassembled)
 4 : 304 pcs. 20' : 656 pcs.
 610 : 788 pcs. 40' : 788 pcs.
 610 : 968 pcs. 100cbm : 968 pcs.

CARDBOARD PACKAGE (Assembled)
 1 : 102 pcs. 20' : 102 pcs.
 610 : 212 pcs. 40' : 212 pcs.
 610 : 234 pcs. 40HC : 234 pcs.
 610 : 288 pcs. 100cbm : 288 pcs.


Globe-K Sled



SEAT COLOURS



FRAME COLOURS



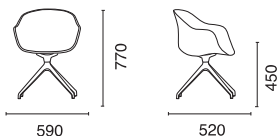
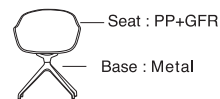
*Surcharge +€29 for Copper/Brass finish frame.

CATAS EN 1022:2005 EN 1728:2000


CARDBOARD PACKAGE (Disassembled)
 4 : 304 pcs. 20' : 656 pcs.
 610 : 788 pcs. 40' : 788 pcs.
 610 : 968 pcs. 100cbm : 968 pcs.

CARDBOARD PACKAGE (Assembled)
 1 : 102 pcs. 20' : 102 pcs.
 610 : 212 pcs. 40' : 212 pcs.
 610 : 234 pcs. 40HC : 234 pcs.
 610 : 288 pcs. 100cbm : 288 pcs.

Globe-K Swivel



SEAT COLOURS



BASE COLOURS

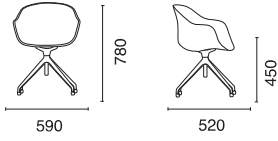
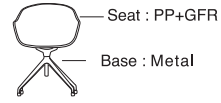


*Surcharge + €95 for polished finish frame.

CATAS EN 1022:2005 EN 1728:2000

CARDBOARD PACKAGE (Assembled)
 1 : 102 pcs. 20' : 102 pcs.
 610 : 212 pcs. 40' : 212 pcs.
 610 : 234 pcs. 40HC : 234 pcs.
 610 : 288 pcs. 100cbm : 288 pcs.

Globe-K Swivel Chief



SEAT COLOURS



BASE COLOURS



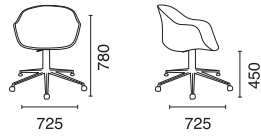
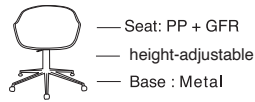
*Surcharge + €95 for polished finish frame.



CARDBOARD PACKAGE (Assembled)



Globe-K Chief



SEAT COLOURS



BASE COLOURS



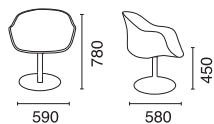
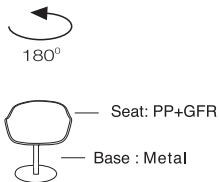
*BASE BDB25 is available in black.
For polished version surcharge + €64.




CARDBOARD PACKAGE (Assembled)



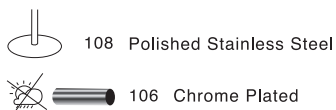
Globe-K M



SEAT COLOURS



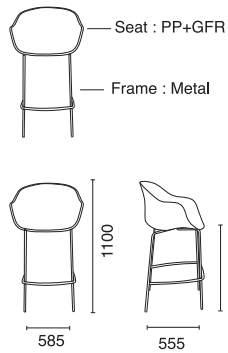
BASE COLOURS




CARDBOARD PACKAGE (Assembled)



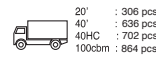
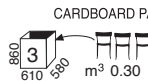

Globe-K Bar 75cm



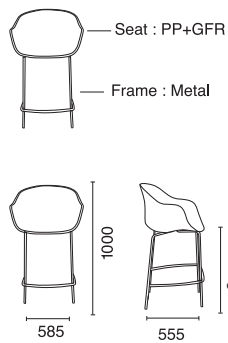
SEAT COLOURS




FRAME COLOURS



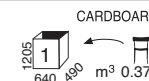
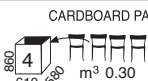

Globe-K Bar 65cm



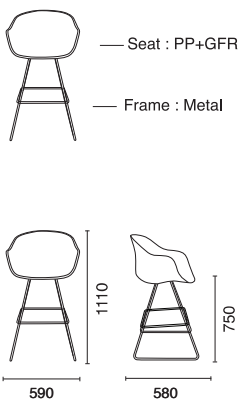
SEAT COLOURS



FRAME COLOURS



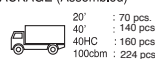

Globe-K Bar Sled 75cm



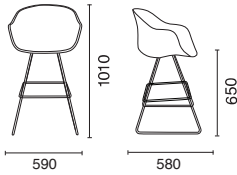
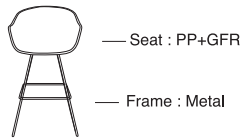
SEAT COLOURS



FRAME COLOURS



Globe-K Bar Sled 65cm



SEAT COLOURS



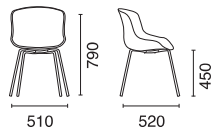
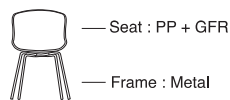
FRAME COLOURS



CARDBOARD PACKAGE (Assembled)



Globe-S ML



SEAT COLOURS



FRAME COLOURS



*Surcharge +€29 for Copper/Brass finish frame.



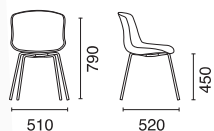
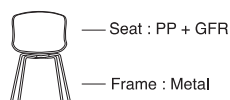
CARDBOARD PACKAGE (Disassembled)



CARDBOARD PACKAGE (Assembled)



Globe-N ML



SEAT COLOURS



FRAME COLOURS



*Surcharge +€29 for Copper/Brass finish frame.



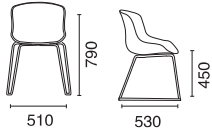
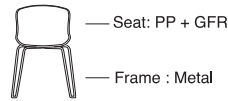
CARDBOARD PACKAGE (Disassembled)



CARDBOARD PACKAGE (Assembled)



Globe-S Sled



SEAT COLOURS



FRAME COLOURS



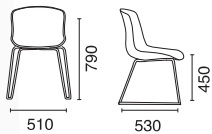
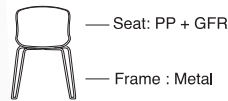
*Surcharge +€29 for Copper/Brass finish frame.

CATAS EN 1022:2005 EN 1728:2020

CARDBOARD PACKAGE (Disassembled)
 20' : 304 pcs.
 40' : 656 pcs.
 40HC : 788 pcs.
 100cbm : 968 pcs.

CARDBOARD PACKAGE (Assembled)
 20' : 102 pcs.
 40' : 212 pcs.
 40HC : 234 pcs.
 100cbm : 288 pcs.


Globe-N Sled



SEAT COLOURS



FRAME COLOURS



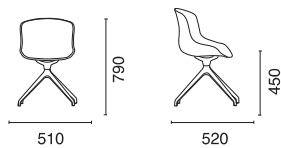
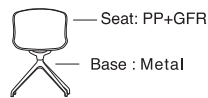
*Surcharge +€29 for Copper/Brass finish frame.

CATAS EN 1022:2005 EN 1728:2020

CARDBOARD PACKAGE (Disassembled)
 20' : 304 pcs.
 40' : 656 pcs.
 40HC : 788 pcs.
 100cbm : 968 pcs.

CARDBOARD PACKAGE (Assembled)
 20' : 102 pcs.
 40' : 212 pcs.
 40HC : 234 pcs.
 100cbm : 288 pcs.

Globe-S Swivel



SEAT COLOURS



FRAME COLOURS

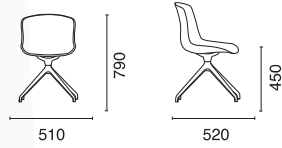
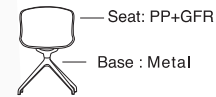


*Surcharge + €95 for polished finish frame .


CATAS EN 1022:2005 EN 1728:2020

CARDBOARD PACKAGE (Assembled)
 20' : 102 pcs.
 40' : 212 pcs.
 40HC : 234 pcs.
 100cbm : 288 pcs.

Globe-N Swivel



SEAT COLOURS



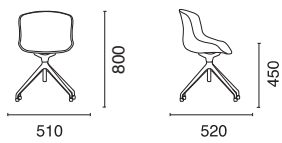
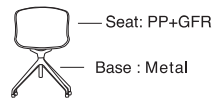
FRAME COLOURS



*Surcharge + €95 for polished finish frame .



Globe-S Swivel Chief



SEAT COLOURS



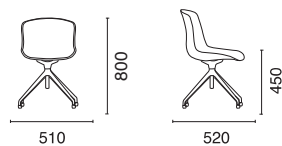
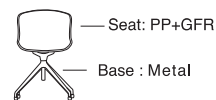
FRAME COLOURS



*Surcharge + €95 for polished finish frame .



Globe-N Swivel Chief



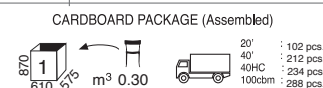
SEAT COLOURS



FRAME COLOURS



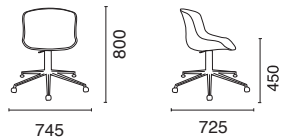
*Surcharge + €95 for polished finish frame .




Globe-S Chief



— Seat : PP+GFR
— height-adjustable
Base : Metal



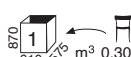
SEAT COLOURS



BASE COLOURS




*BASE BDB25 is available in black.
For polished version surcharge + €64.

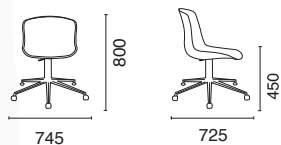


CARDBOARD PACKAGE (Assembled)


Globe-N Chief



— Seat : PP+GFR
— height-adjustable
Base : Metal



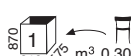
SEAT COLOURS



BASE COLOURS

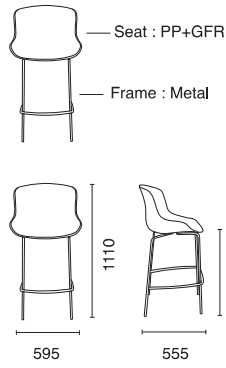


*BASE BDB25 is available in black.
For polished version surcharge + €64.




CARDBOARD PACKAGE (Assembled)

Globe-S Bar 75cm



SEAT COLOURS



FRAME COLOURS



CATAS
EN 1022:2005
EN 1728:2000



CARDBOARD PACKAGE (Disassembled)



860
610
m³ 0.30



20' : 306 pcs.
40' : 636 pcs.
40HC : 702 pcs.
100cbm : 864 pcs.



CARDBOARD PACKAGE (Assembled)

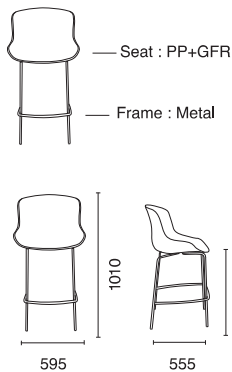


1205
640
m³ 0.41



20' : 70 pcs.
40' : 140 pcs.
40HC : 160 pcs.
100cbm : 224 pcs.

Globe-S Bar 65cm



SEAT COLOURS



FRAME COLOURS



CATAS
EN 1022:2005
EN 1728:2000



CARDBOARD PACKAGE (Disassembled)



860
610
m³ 0.30



20' : 408 pcs.
40' : 848 pcs.
40HC : 936 pcs.
100cbm : 1152 pcs.



CARDBOARD PACKAGE (Assembled)

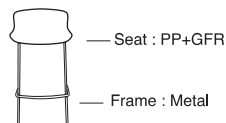


1205
640
m³ 0.41




20' : 70 pcs.
40' : 140 pcs.
40HC : 160 pcs.
100cbm : 224 pcs.

Globe-B Bar 75cm



SEAT COLOURS

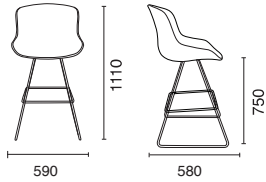
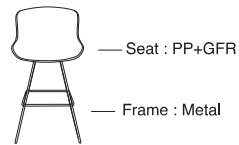


FRAME COLOURS




Seat & base colours starting from 218.

Globe-S Bar Sled 75cm



SEAT COLOURS

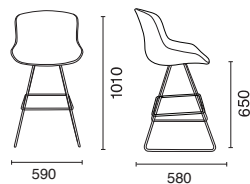
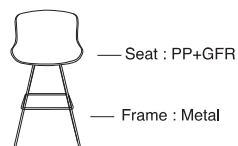


FRAME COLOURS




20'	: 70 pcs.
40'	: 140 pcs.
40HC	: 160 pcs.
100cbm	: 224 pcs.

Globe-S Bar Sled 65cm



SEAT COLOURS



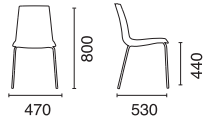
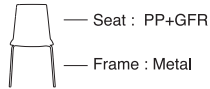
FRAME COLOURS



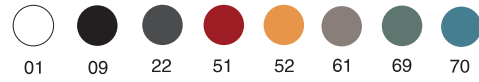
20'	: 70 pcs.
40'	: 140 pcs.
40HC	: 160 pcs.
100cbm	: 224 pcs.

Seat & base colours starting from 218.

X-treme S Pro



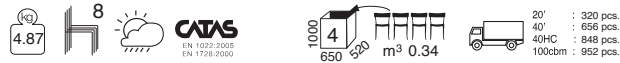
SEAT COLOURS



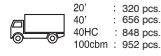
FRAME COLOURS



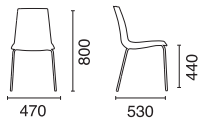
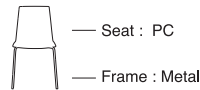
*Surcharge +€29 for Copper/Brass finish frame.



CARDBOARD PACKAGE



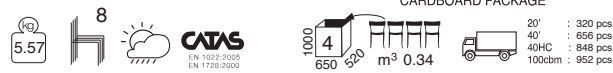
X-treme S



SEAT COLOURS



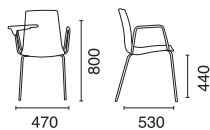
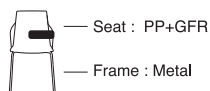
FRAME COLOURS




CARDBOARD PACKAGE




X-treme Training Pro



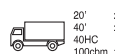
SEAT COLOURS



FRAME COLOURS



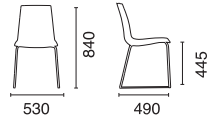
CARDBOARD PACKAGE



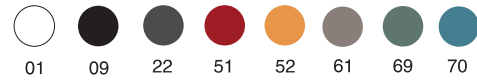
X-treme S Sled **Pro**



— Seat : PP+GFR
— Frame : Metal




SEAT COLOURS



FRAME COLOURS



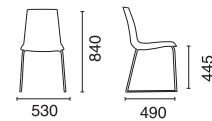
*Surcharge +€29 for Copper/Brass finish frame.



X-treme S Sled



— Seat : PC
— Frame : Metal



SEAT COLOURS



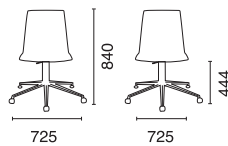
FRAME COLOURS




X-treme S Chief **Pro**



— Seat : PP+GFR
— height-adjustable
— Base : Metal



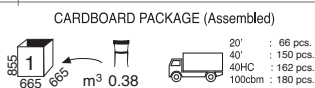
SEAT COLOURS



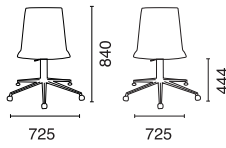
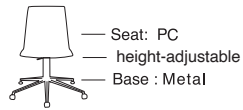
BASE COLOURS



*Reduction - €60 for **BASE BPC25**



X-treme S Chief



SEAT COLOURS



43

BASE COLOURS



BASE BDB25

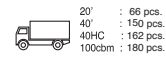
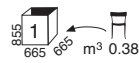


*BASE BDB25 is available in black. For polished version surcharge + €64.

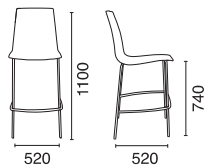
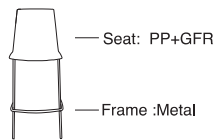
*Reduction - €60 for **BASE BPC25**




CARDBOARD PACKAGE (Assembled)



X-treme BSL Pro




SEAT COLOURS



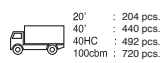
01 09 22 51 52 61 69 70

FRAME COLOURS

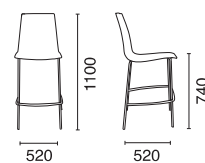
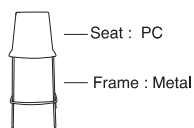


101 102 103 104 110
111 112 117 118 123

CARDBOARD PACKAGE



X-treme BSL



SEAT COLOURS

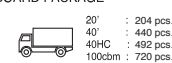


33 35 37 38 43

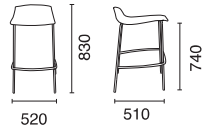
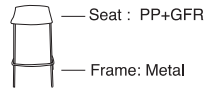
FRAME COLOURS



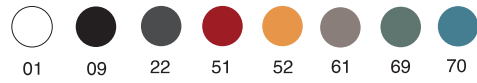
CARDBOARD PACKAGE




X-treme BSS Pro



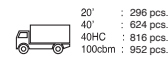
SEAT COLOURS



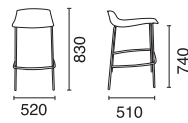
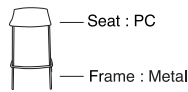
FRAME COLOURS



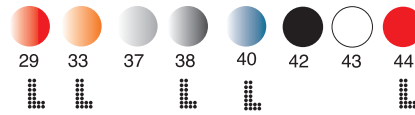
CARDBOARD PACKAGE



X-treme BSS



SEAT COLOURS



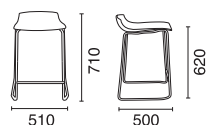
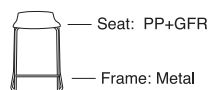
FRAME COLOURS




CARDBOARD PACKAGE




X-treme Sled Pro



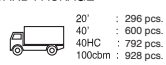
SEAT COLOURS



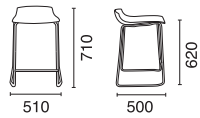
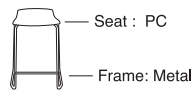
FRAME COLOURS



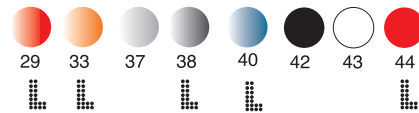
CARDBOARD PACKAGE




X-treme Sled



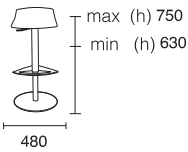
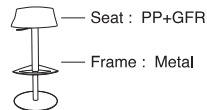
SEAT COLOURS




FRAME COLOURS




X-treme B Pro



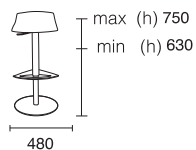
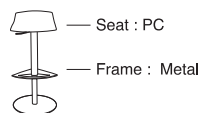
SEAT COLOURS



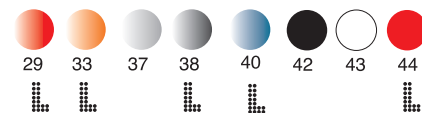
BASE COLOURS



X-treme B



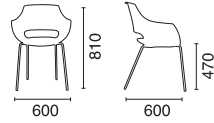
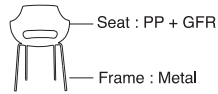
SEAT COLOURS




BASE COLOURS




Opal-ML Pro



SEAT COLOURS



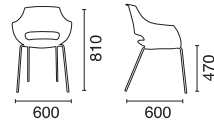
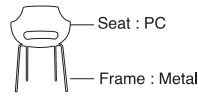
FRAME COLOURS



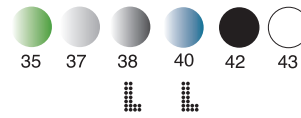
*Surcharge +€29 for Copper/Brass finish frame.



Opal-ML



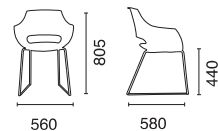
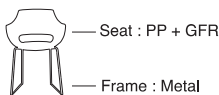
SEAT COLOURS




FRAME COLOURS




Opal Sled Pro



SEAT COLOURS



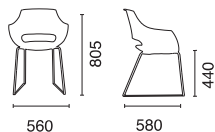
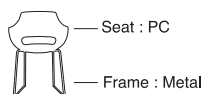
FRAME COLOURS



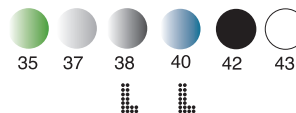
*Surcharge +€29 for Copper/Brass finish frame.



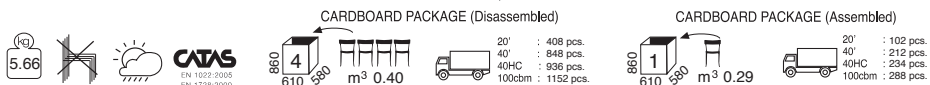
Opal Sled



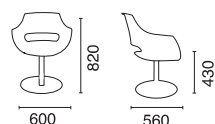
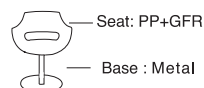
SEAT COLOURS




FRAME COLOURS



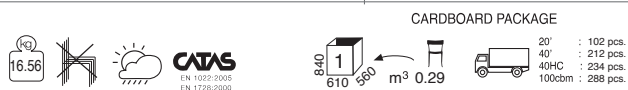
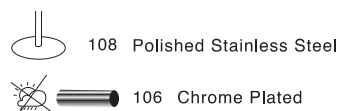
Opal-M Pro



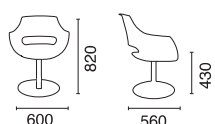
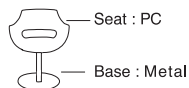
SEAT COLOURS



BASE COLOURS



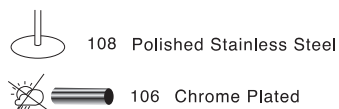
Opal-M



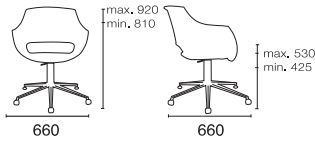
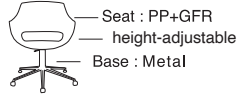
SEAT COLOURS



BASE COLOURS



Opal Chief Pro



SEAT COLOURS

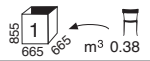


BASE COLOURS



*BASE BDB25 is available in black.
For polished version surcharge + €64.

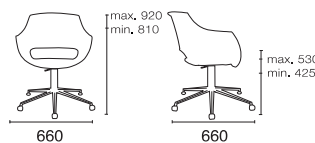
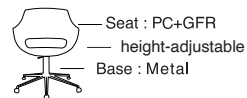
*Reduction - €65 for BASE BPC25



CARDBOARD PACKAGE

20'	: 66 pcs.
40'	: 150 pcs.
40HC	: 162 pcs.
100cbm	: 180 pcs.

Opal Chief



SEAT COLOURS

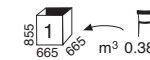


BASE COLOURS



*BASE BDB25 is available in black.
For polished version surcharge + €64.

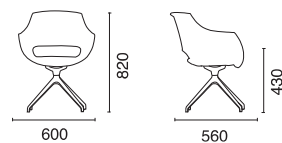
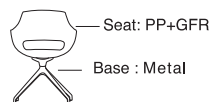
*Reduction - €65 for BASE BPC25




CARDBOARD PACKAGE

20'	: 66 pcs.
40'	: 150 pcs.
40HC	: 162 pcs.
100cbm	: 180 pcs.

Opal Swivel Pro



SEAT COLOURS



BASE COLOURS



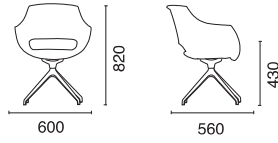
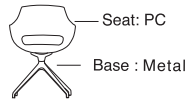
*Surcharge + €95 for polished finish frame .



CARDBOARD PACKAGE

20'	: 66 pcs.
40'	: 150 pcs.
40HC	: 162 pcs.
100cbm	: 180 pcs.

Opal Swivel



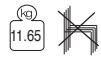
SEAT COLOURS



BASE COLOURS



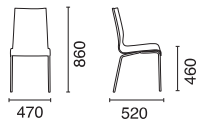
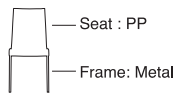
*Surcharge + €95 for polished finish frame .



CARDBOARD PACKAGE



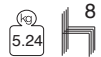
Icon-S



SEAT COLOURS



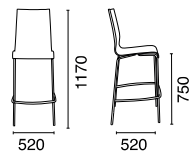
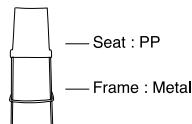
FRAME COLOURS



CARDBOARD PACKAGE



Icon-B



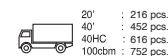
SEAT COLOURS



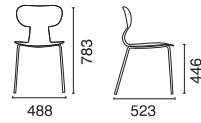
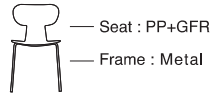
FRAME COLOURS



CARDBOARD PACKAGE



Yugo-S



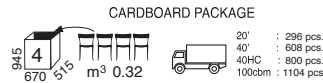
SEAT COLOURS



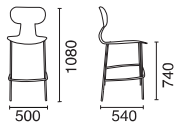
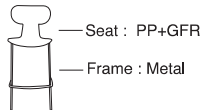
FRAME COLOURS



*Surcharge +€29 for Copper/Brass finish frame.



Yugo-B



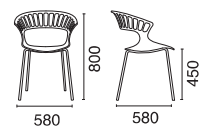
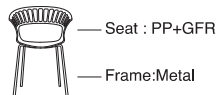
SEAT COLOURS



FRAME COLOURS





Tiara



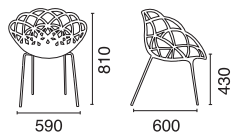
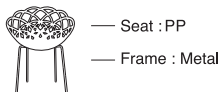
SEAT COLOURS



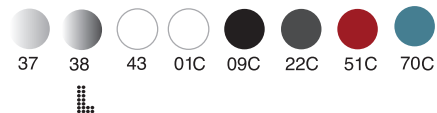
FRAME COLOURS




Flora-ML



SEAT COLOURS



FRAME COLOURS



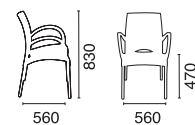
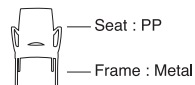
*Surcharge + €22 for PC mat finish 01C,09C,22C,51C.




CARDBOARD PACKAGE




Vital-K



SEAT COLOURS



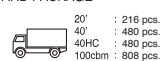
FRAME COLOURS



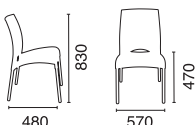
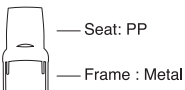
SHRINK PACKAGE / PALLET




CARDBOARD PACKAGE



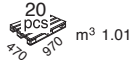
Vital-S



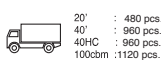
SEAT COLOURS



FRAME COLOURS



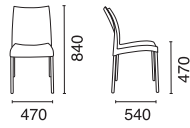
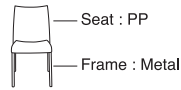
SHRINK PACKAGE / PALLET




CARDBOARD PACKAGE



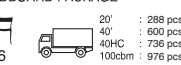
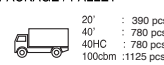
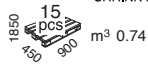
Marvel-S



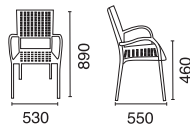
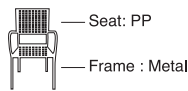
SEAT COLOURS




FRAME COLOURS



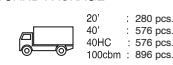
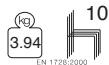
Karea



SEAT COLOURS



FRAME COLOURS



🔍 Seat & base colours starting from 218.

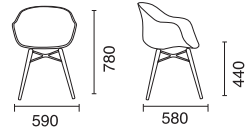
WOODEN BASE SEATS

pg.57 - pg 68


Globe-K Wox
Beech Leg



— Seat :PP+GFR
— Strap: Metal
— Frame : Beech Wood



SEAT COLOURS



FRAME COLOURS



STRAP COLOURS



*On request could be produced in 101 White or 102 black.
For this kind of special applications please check the price and delivery time.

*Surcharge + €9 for single package request.

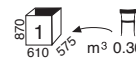


CARDBOARD PACKAGE (Disassembled)



20'	: 304 pcs.
40'	: 656 pcs.
40HC	: 788 pcs.
100cbm	: 968 pcs.

CARDBOARD PACKAGE (Assembled)

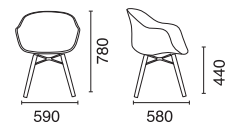


20'	: 102 pcs.
40'	: 212 pcs.
40HC	: 234 pcs.
100cbm	: 288 pcs.


Globe-K Wox
Iroko/Oak Leg



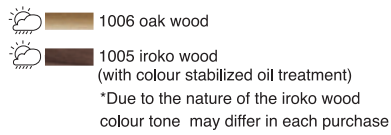
— Seat :PP+GFR
— Strap: Metal
— Frame : Iroko/Oak Wood



SEAT COLOURS



FRAME COLOURS



*Due to the nature of the iroko wood colour tone may differ in each purchase

STRAP COLOURS



*On request could be produced in 101 White or 102 black.
For this kind of special applications please check the price and delivery time.

*Surcharge + €9 for single package request.

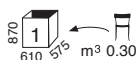


CARDBOARD PACKAGE (Disassembled)



20'	: 304 pcs.
40'	: 656 pcs.
40HC	: 788 pcs.
100cbm	: 968 pcs.

CARDBOARD PACKAGE (Assembled)



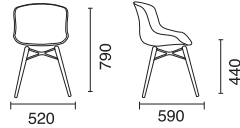
20'	: 102 pcs.
40'	: 212 pcs.
40HC	: 234 pcs.
100cbm	: 288 pcs.

🔍 Seat & base colours starting from 218.

Globe-S Wox Beech Leg



— Seat : PP+GFR
— Strap: Metal
— Frame : Beech Wood




SEAT COLOURS



FRAME COLOURS



STRAP COLOURS

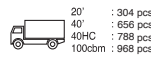


*On request could be produced in 101 White or 102 black.
For this kind of special applications please check the price and delivery time

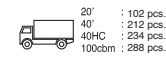
*Surcharge + €9 for single package request.



CARDBOARD PACKAGE (Disassembled)
1070 4 600 580 m³ 0.37



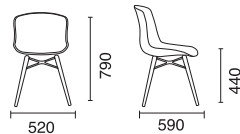
CARDBOARD PACKAGE (Assembled)
870 1 610 515 m³ 0.30



Globe-N Wox Beech Leg



— Seat : PP+GFR
— Strap: Metal
— Frame : Beech Wood



SEAT COLOURS



FRAME COLOURS



STRAP COLOURS

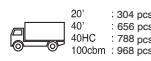


*On request could be produced in 101 White or 102 black.
For this kind of special applications please check the price and delivery time

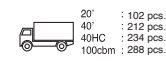
*Surcharge + €9 for single package request.



CARDBOARD PACKAGE (Disassembled)
1070 4 600 580 m³ 0.37

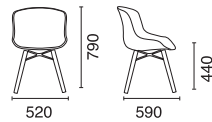
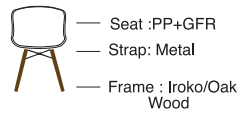


CARDBOARD PACKAGE (Assembled)
870 1 610 515 m³ 0.30



Seat & base colours starting from 218.

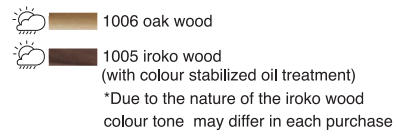
Globe-S Wox Iroko/Oak Leg




SEAT COLOURS



FRAME COLOURS



STRAP COLOURS

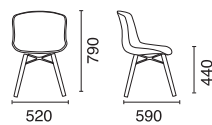
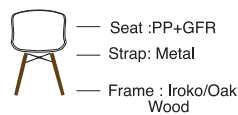


*On request could be produced in 101 White or 102 black.
For this kind of special applications please check the price and delivery time.

*Surcharge + €9 for single package request.



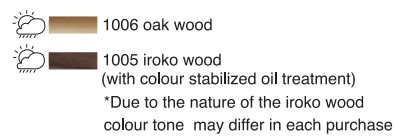
Globe-N Wox Iroko/Oak Leg




SEAT COLOURS



FRAME COLOURS



STRAP COLOURS



*On request could be produced in 101 White or 102 black.
For this kind of special applications please check the price and delivery time.

*Surcharge + €9 for single package request.



Seat & base colours starting from 218.

The first part of the document discusses the importance of maintaining accurate records in a business setting. It highlights how proper record-keeping can help in decision-making, legal compliance, and financial management. The text emphasizes that records should be organized, up-to-date, and easily accessible.

Next, the document addresses the challenges of data management in the digital age. It notes that while digital storage offers convenience, it also introduces risks such as data loss, security breaches, and information overload. Solutions like cloud storage, encryption, and regular backups are suggested to mitigate these risks.

The third section focuses on the role of technology in streamlining business processes. It describes how automation and software tools can reduce manual errors, save time, and improve overall efficiency. Examples include using accounting software for invoicing and project management tools for task delegation.

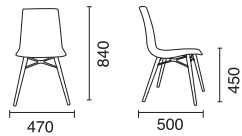
Finally, the document concludes by stressing the importance of employee training and awareness. It suggests that regular training sessions can help employees understand the value of data and the correct procedures for handling information. This, in turn, leads to a more professional and organized business environment.

X-treme S Wox Pro

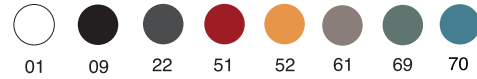
Beech Leg




Seat :PP+GFR
Strap: Metal
Frame : Beech Wood



SEAT COLOURS



FRAME COLOURS



STRAP COLOURS



*On request could be produced in 101 White or 102 black.
For this kind of special applications please check the price and delivery time.

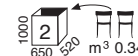


CATAS
EN 1022:2005
EN 1728:2000

CARDBOARD PACKAGE (Disassembled)



CARDBOARD PACKAGE (Assembled)

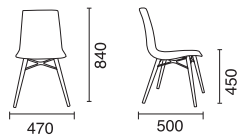


X-treme S Wox


Beech Leg



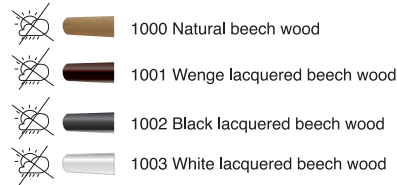
Seat :PC
Strap: Metal
Frame : Beech Wood




SEAT COLOURS



FRAME COLOURS



STRAP COLOURS

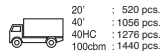


*On request could be produced in 101 White or 102 black.
For this kind of special applications please check the price and delivery time.

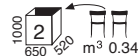


CATAS
EN 1022:2005
EN 1728:2000

CARDBOARD PACKAGE (Disassembled)



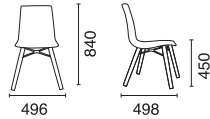
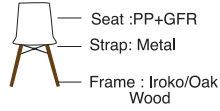
CARDBOARD PACKAGE (Assembled)



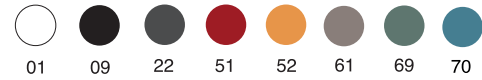
🔍 Seat & base colours starting from 218.

X-treme S Wox Pro

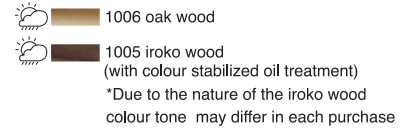
Iroko/Oak Leg



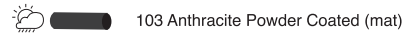
SEAT COLOURS



FRAME COLOURS



STRAP COLOURS

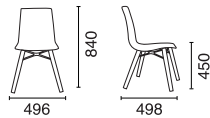
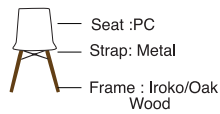


*On request could be produced in 101 White or 102 black.
For this kind of special applications please check the price and delivery time.

	CARDBOARD PACKAGE (Disassembled)		CARDBOARD PACKAGE (Assembled)	
	 1085 425 495 m ³ 0.23	 20' : 520 pcs. 40' : 1056 pcs. 40HC : 1276 pcs. 100cbm : 1440 pcs.	 1000 650 650 m ³ 0.34	 20' : 160 pcs. 40' : 328 pcs. 40HC : 424 pcs. 100cbm : 476 pcs.

X-treme S Wox

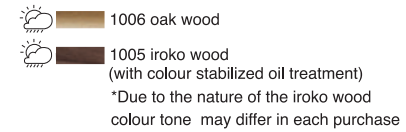
Iroko/Oak Leg



SEAT COLOURS



FRAME COLOURS



STRAP COLOURS



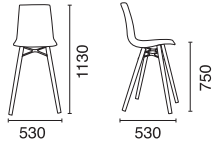
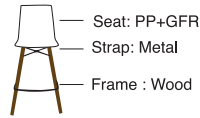
*On request could be produced in 101 White or 102 black.
For this kind of special applications please check the price and delivery time.

	CARDBOARD PACKAGE (Disassembled)		CARDBOARD PACKAGE (Assembled)	
	 1085 425 495 m ³ 0.23	 20' : 520 pcs. 40' : 1056 pcs. 40HC : 1276 pcs. 100cbm : 1440 pcs.	 1000 650 650 m ³ 0.34	 20' : 160 pcs. 40' : 328 pcs. 40HC : 424 pcs. 100cbm : 476 pcs.


Seat & base colours starting from 218.

X-treme BSL Wox Pro

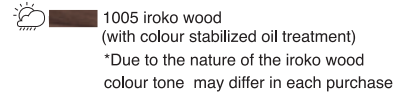
Iroko Leg



SEAT COLOURS



FRAME COLOURS



STRAP COLOURS



*On request could be produced in 101 White or 102 black.
For this kind of special applications please check the price and delivery time.

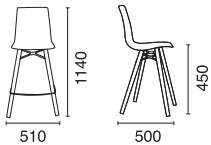
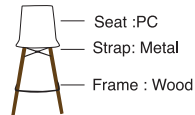


CARDBOARD PACKAGE



X-treme BSL Wox

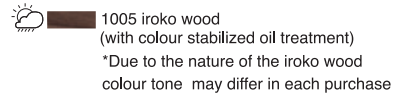
Iroko Leg



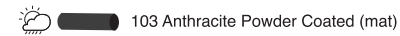
SEAT COLOURS



FRAME COLOURS



STRAP COLOURS



*On request could be produced in 101 White or 102 black.
For this kind of special applications please check the price and delivery time.

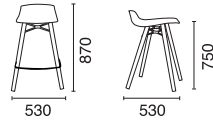
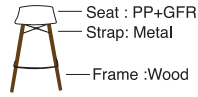


CARDBOARD PACKAGE

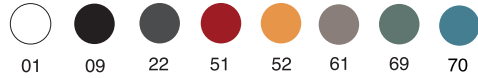


Seat & base colours starting from 218.

X-treme BSS Wox **Pro** Iroko Leg



SEAT COLOURS



FRAME COLOURS

1005 iroko wood
(with colour stabilized oil treatment)
*Due to the nature of the iroko wood
colour tone may differ in each purchase

€ 314,00

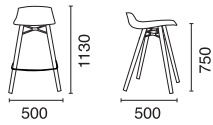
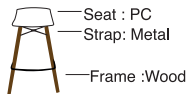
STRAP COLOURS

103 Anthracite Powder Coated (mat)


*On request could be produced in 101 White or 102 black.
For this kind of special applications please check the price and delivery time.



X-treme BSS Wox Iroko Leg



SEAT COLOURS



FRAME COLOURS

1005 iroko wood
(with colour stabilized oil treatment)
*Due to the nature of the iroko wood
colour tone may differ in each purchase

STRAP COLOURS

103 Anthracite Powder Coated (mat)

*On request could be produced in 101 White or 102 black.
For this kind of special applications please check the price and delivery time.



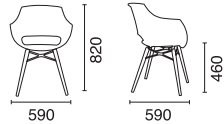
Seat & base colours starting from 218.

Opal Wox Pro

Beech Leg



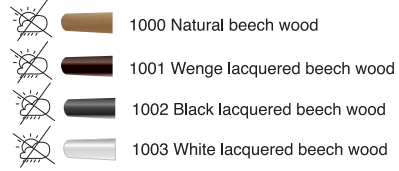
— Seat: PP + GFR
 — Strap: Metal
 — Frame: Beech Wood



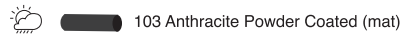
SEAT COLOURS



FRAME COLOURS



STRAP COLOURS



*On request could be produced in 101 White or 102 black.
 For this kind of special applications please check the price and delivery time.

*Surcharge + €17 for single package request.

CATAS
 EN 1022:2005
 EN 1728:2000

CARDBOARD PACKAGE (Disassembled)
 1055 x 600 x 595 m³ 0.35
 20' : 304 pcs.
 40' : 656 pcs.
 40HC : 788 pcs.
 100cbm : 968 pcs.

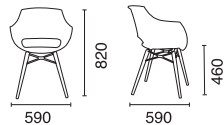
CARDBOARD PACKAGE (Assembled)
 860 x 610 x 690 m³ 0.29
 20' : 102 pcs.
 40' : 212 pcs.
 40HC : 234 pcs.
 100cbm : 288 pcs.

Opal Wox

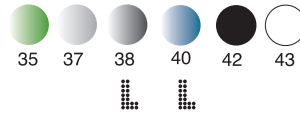
Beech Leg



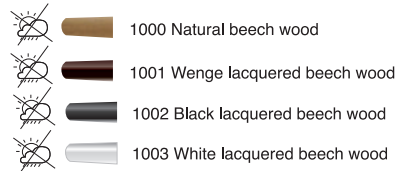
— Seat: PC
 — Strap: Metal
 — Frame: Beech Wood



SEAT COLOURS



FRAME COLOURS



STRAP COLOURS



*On request could be produced in 101 White or 102 black.
 For this kind of special applications please check the price and delivery time.

*Surcharge + €17 for single package request.

CATAS
 EN 1022:2005
 EN 1728:2000

CARDBOARD PACKAGE (Disassembled)
 1055 x 600 x 595 m³ 0.35
 20' : 304 pcs.
 40' : 656 pcs.
 40HC : 788 pcs.
 100cbm : 968 pcs.

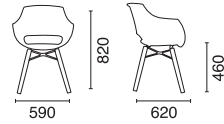
CARDBOARD PACKAGE (Assembled)
 860 x 610 x 690 m³ 0.29
 20' : 102 pcs.
 40' : 212 pcs.
 40HC : 234 pcs.
 100cbm : 288 pcs.

Seat & base colours starting from 218.

Opal Wox Pro Iroko/Oak Leg



— Seat : PP+GFR
— Strap : Metal
— Frame : Iroko/Oak Wood



SEAT COLOURS



FRAME COLOURS

1006 oak wood
 1005 iroko wood
(with colour stabilized oil treatment)
*Due to the nature of the iroko wood
colour tone may differ in each purchase

STRAP COLOURS

103 Anthracite Powder Coated (mat)

*On request could be produced in 101 White or 102 black.
For this kind of special applications please check the price and delivery time.

*Surcharge + €17 for single package request.

4.58



CATAS
EN 1092:2005
EN 1728:2002

CARDBOARD PACKAGE (Disassembled)

1055 4 600 335 m³ 0.35
20' : 304 pcs.
40' : 656 pcs.
40HC : 788 pcs.
100cbm : 968 pcs.

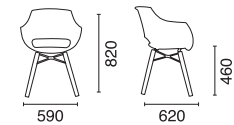
CARDBOARD PACKAGE (Assembled)

860 1 610 330 m³ 0.29
20' : 102 pcs.
40' : 212 pcs.
40HC : 234 pcs.
100cbm : 288 pcs.

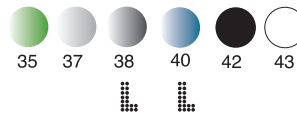
Opal Wox Iroko/Oak Leg



— Seat : PC
— Strap : Metal
— Frame : Iroko/Oak Wood



SEAT COLOURS



FRAME COLOURS

1006 oak wood
 1005 iroko wood
(with colour stabilized oil treatment)
*Due to the nature of the iroko wood
colour tone may differ in each purchase

STRAP COLOURS

103 Anthracite Powder Coated (mat)

*On request could be produced in 101 White or 102 black.
For this kind of special applications please check the price and delivery time.

*Surcharge + €17 for single package request.

5.38



CATAS
EN 1092:2005
EN 1728:2002

CARDBOARD PACKAGE (Disassembled)

1055 4 600 335 m³ 0.35
20' : 304 pcs.
40' : 656 pcs.
40HC : 788 pcs.
100cbm : 968 pcs.

CARDBOARD PACKAGE (Assembled)

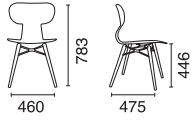
860 1 610 330 m³ 0.29
20' : 102 pcs.
40' : 212 pcs.
40HC : 234 pcs.
100cbm : 288 pcs.

Seat & base colours starting from 218.


Yugo-S Wox
Beech Leg



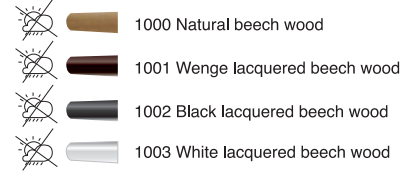
— Seat : PP+GFR
— Strap: Metal
— Frame : Beech Wood



SEAT COLOURS



FRAME COLOURS



STRAP COLOURS



*On request could be produced in 101 White or 102 black.
For this kind of special applications please check the price and delivery time.



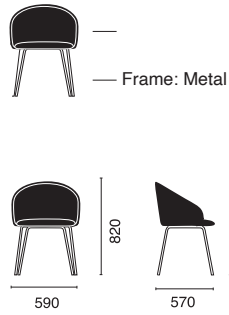
CARDBOARD PACKAGE (Disassembled)
559 2 567 x 300 m³ 0.15
20' : 384 pcs.
40' : 768 pcs.
40HC : 768 pcs.
100cbm : 1150 pcs.

Seat & base colours starting from 218.

SOFT SEATS

pg.69 - pg.107


Glera-K ML



GROUP C
(Era)

GROUP B
(Valencia)

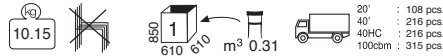
FRAME COLOURS



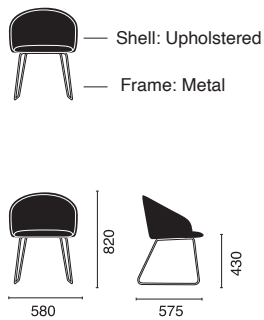
*Surcharge + € 29 for Copper/Brass finish frame.

*Surcharge + € 69 for elektro lacquered.

CARDBOARD PACKAGE




Glera-K Sled



GROUP C
(Era)

GROUP B
(Valencia)

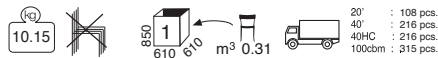
FRAME COLOURS



*Surcharge + € 29 for Copper/Brass finish frame.

*Surcharge + € 69 for elektro lacquered.

CARDBOARD PACKAGE

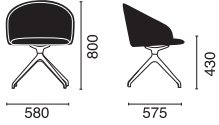


Fabric options starting from 221.

Glera-K Swivel



— Shell: Upholstered
— Frame: Metal



GROUP C
(Era)

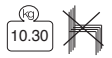
GROUP B
(Valencia)

BASE COLOURS



102

*Surcharge + € 69 for elektro lacquered.



830
605 610
m³ 0.30

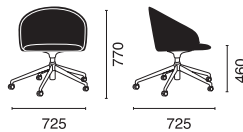
20' : 144 pcs.
40' : 304 pcs.
40HC : 304 pcs.
100cbm : 460 pcs.

CARDBOARD PACKAGE

Glera-K Chief



— Shell: Upholstered
— Frame: Metal



GROUP C
(Era)

GROUP B
(Valencia)

BASE COLOURS



BASE BDB25

*BASE BDB25 is available in black.
For polished version surcharge + €64.



830
605 610
m³ 0.30

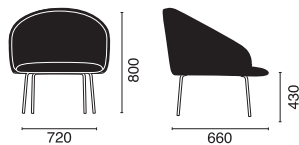
20' : 144 pcs.
40' : 304 pcs.
40HC : 304 pcs.
100cbm : 460 pcs.

CARDBOARD PACKAGE

Glera Lounge



— Shell: Upholstered
— Frame: Metal




GROUP C
(Era)

GROUP B
(Valencia)

FRAME COLOURS



101 102 103 104 110 111



112 117 118 106

*Surcharge + € 29 for Copper/Brass finish frame.

*Surcharge + € 69 for elektro lacquered.

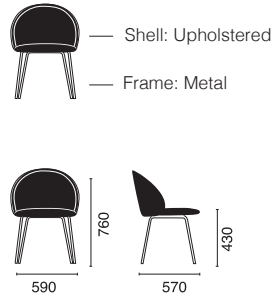


870
690 750
m³ 0.45

20' : 84 pcs.
40' : 192 pcs.
40HC : 192 pcs.
100cbm : 270 pcs.

CARDBOARD PACKAGE


Glera-S ML



GROUP C
(Era)

GROUP B
(Valencia)

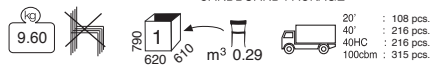
FRAME COLOURS



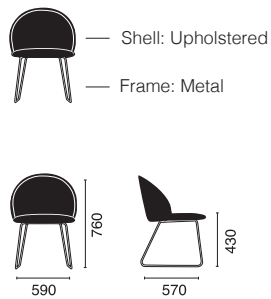
*Surcharge + € 29 for Copper/Brass finish frame.

*Surcharge + € 69 for elektro lacquered.

CARDBOARD PACKAGE




Glera-S Sled



GROUP C
(Era)

GROUP B
(Valencia)

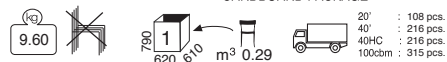
FRAME COLOURS



*Surcharge + € 29 for Copper/Brass finish frame.

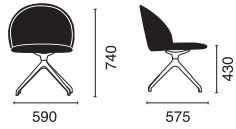
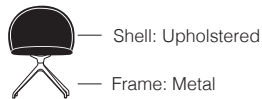
*Surcharge + € 69 for elektro lacquered.

CARDBOARD PACKAGE



Fabric options starting from 221.

Glera-S Swivel



GROUP C
(Era)

GROUP B
(Valencia)

BASE COLOURS

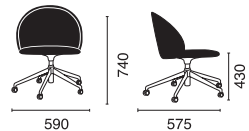
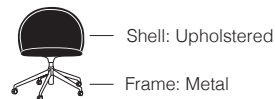


102

*Surcharge + €95 for polished finish frame .



Glera-S Chief



GROUP C
(Era)

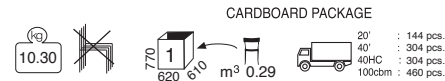
GROUP B
(Valencia)

BASE COLOURS

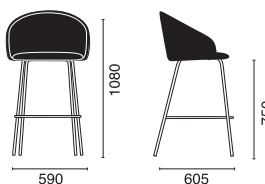
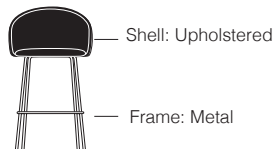


BASE BDB25

*BASE BDB25 is available in black.
For polished version surcharge + €64.



Glera Bar Stool



GROUP C
(Era)

GROUP B
(Valencia)

FRAME COLOURS

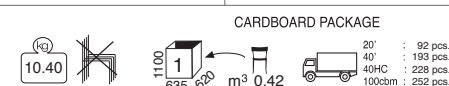


101 102 103 104 110 111

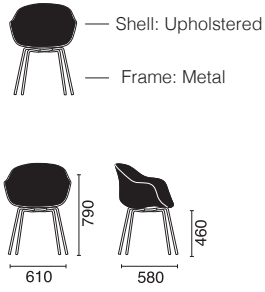


112 117 118 106

*Surcharge + € 69 for elektro lacquered.



Globe-K ML Soft




GROUP C
(Era)

GROUP B
(Valencia)

GROUP A
(Main Line Flax)

FRAME COLOURS

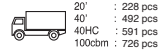
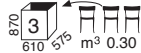


*Surcharge + € 29 for Copper/Brass finish frame.

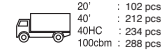
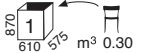
*Surcharge + € 69 for elektro lacquered.



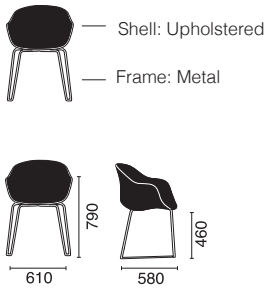
CARDBOARD PACKAGE (Disassembled)



CARDBOARD PACKAGE (Assembled)



Globe-K Sled Soft




GROUP C
(Era)

GROUP B
(Valencia)

GROUP A
(Main Line Flax)

FRAME COLOURS

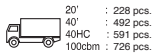


*Surcharge + € 29 for Copper/Brass finish frame.

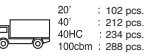
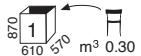
*Surcharge + € 69 for elektro lacquered.



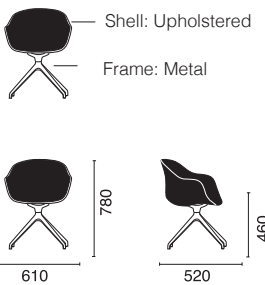
CARDBOARD PACKAGE (Disassembled)



CARDBOARD PACKAGE (Assembled)



Globe-K Swivel Soft



GROUP C
(Era)

GROUP B
(Valencia)

GROUP A
(Main Line Flax)

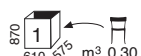
BASE COLOURS










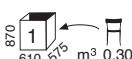













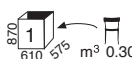

*Surcharge + €95 for polished finish frame .





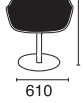






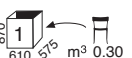



CARDBOARD PACKAGE



<h2>Globe-K Swivel Chief Soft</h2>  <div style="display: flex; align-items: center;">  Shell: Upholstered </div> <div style="display: flex; align-items: center;">  Frame: Metal </div> <div style="display: flex; justify-content: space-around; margin-top: 20px;"> <div style="text-align: center;">  <p>610</p> </div> <div style="text-align: center;">  <p>780</p> </div> <div style="text-align: center;">  <p>460</p> </div> </div>		GROUP C (Era)
		GROUP B (Valencia)
		GROUP A (Main Line Flax)
		<p>BASE COLOURS </p> <div style="display: flex; align-items: center; margin-bottom: 10px;"> <div style="width: 15px; height: 15px; background-color: black; border-radius: 50%; margin-right: 5px;"></div> 102 </div> <p>*Surcharge + € 29 for Copper/Brass finish frame. *Surcharge + € 69 for elektro lacquered.</p>
<p>CARDBOARD PACKAGE</p> <div style="display: flex; justify-content: space-between; align-items: center;"> <div style="text-align: center;">  <p>9.20</p> </div> <div style="text-align: center;">  <p>EN 1022:2005 EN 1728:2000</p> </div> <div style="text-align: center;">  <p>870 610 515 m³ 0.30</p> </div> <div style="text-align: center;">  <p>20' : 102 pcs. 40' : 212 pcs. 40HC : 234 pcs. 100cbm : 288 pcs.</p> </div> </div>		

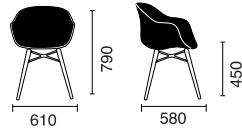
<h2>Globe-K Chief Soft</h2>  <div style="display: flex; align-items: center;">  Shell: Upholstered </div> <div style="display: flex; align-items: center;">  Frame: Metal </div> <div style="display: flex; justify-content: space-around; margin-top: 20px;"> <div style="text-align: center;">  <p>745</p> </div> <div style="text-align: center;">  <p>790</p> </div> <div style="text-align: center;">  <p>460</p> </div> </div>		GROUP C (Era)
		GROUP B (Valencia)
		GROUP A (Main Line Flax)
		<p>BASE COLOURS </p> <div style="display: flex; align-items: center; margin-bottom: 10px;">  <div style="margin-left: 10px;"> <p>BASE BDB25</p> <p>*BASE BDB25 is available in black. For polished version surcharge + €64.</p> </div> </div>
<p>CARDBOARD PACKAGE</p> <div style="display: flex; justify-content: space-between; align-items: center;"> <div style="text-align: center;">  <p>9.90</p> </div> <div style="text-align: center;">  <p>EN 1022:2005 EN 1728:2000</p> </div> <div style="text-align: center;">  <p>870 610 515 m³ 0.30</p> </div> <div style="text-align: center;">  <p>20' : 102 pcs. 40' : 212 pcs. 40HC : 234 pcs. 100cbm : 288 pcs.</p> </div> </div>		

<h2>Globe-K M Soft</h2> <div style="text-align: center; margin-bottom: 10px;">  <p>180°</p> </div>  <div style="display: flex; align-items: center;">  Shell: Upholstered </div> <div style="display: flex; align-items: center;">  Frame: Metal </div> <div style="display: flex; justify-content: space-around; margin-top: 20px;"> <div style="text-align: center;">  <p>610</p> </div> <div style="text-align: center;">  <p>790</p> </div> <div style="text-align: center;">  <p>460</p> </div> </div>		GROUP C (Era)
		GROUP B (Valencia)
		GROUP A (Main Line Flax)
		<p>BASE COLOURS</p> <div style="display: flex; align-items: center; margin-bottom: 10px;">  <div style="margin-left: 10px;"> <p> 106 Chrome Plated</p> </div> </div>
<p>CARDBOARD PACKAGE</p> <div style="display: flex; justify-content: space-between; align-items: center;"> <div style="text-align: center;">  <p>19.40</p> </div> <div style="text-align: center;">  <p>EN 1022:2005 EN 1728:2000</p> </div> <div style="text-align: center;">  <p>870 610 515 m³ 0.30</p> </div> <div style="text-align: center;">  <p>20' : 102 pcs. 40' : 212 pcs. 40HC : 234 pcs. 100cbm : 288 pcs.</p> </div> </div>		

Globe-K Wox Soft Beech Leg



— Shell: Upholstered
— Strap: Metal
— Frame: Beech Wood



GROUP C
(Era)

GROUP B
(Valencia)

GROUP A
(Main Line Flax)

FRAME COLOURS

- 1000 Natural beech wood
- 1001 Wenge lacquered beech wood
- 1002 Black lacquered beech wood
- 1003 White lacquered beech wood

STRAP COLOURS

- 103 Anthracite Powder Coated (mat)

*On request could be produced in 101 White or 102 black.

For this kind of special applications please check the price and delivery time.

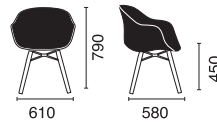
*Surcharge + €6 for single package request.

 	 <small>EN 1022-2005</small> <small>EN 1728-2000</small>	CARDBOARD PACKAGE (Disassembled)		CARDBOARD PACKAGE (Assembled)	
		 1070 600 580 m ³ 0.37	 20' : 228 pcs. 40' : 492 pcs. 40HC : 591 pcs. 100cbm : 726 pcs.	 870 610 515 m ³ 0.30	 20' : 102 pcs. 40' : 212 pcs. 40HC : 234 pcs. 100cbm : 288 pcs.

Globe-K Wox Soft Iroko/Oak Leg



— Shell: Upholstered
— Strap: Metal
— Frame: Iroko/Oak Wood



GROUP C
(Era)

GROUP B
(Valencia)

GROUP A
(Main Line Flax)

FRAME COLOURS

- 1006 oak wood
- 1005 iroko wood
(with colour stabilized oil treatment)
*Due to the nature of the iroko wood
colour tone may differ in each purchase

STRAP COLOURS

- 103 Anthracite Powder Coated (mat)

*On request could be produced in 101 White or 102 black.

For this kind of special applications please check the price and delivery time.

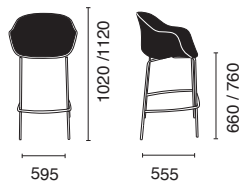
*Surcharge + €6 for single package requirement.

 	 <small>EN 1022-2005</small> <small>EN 1728-2000</small>	CARDBOARD PACKAGE (Disassembled)		CARDBOARD PACKAGE (Assembled)	
		 1070 600 580 m ³ 0.37	 20' : 228 pcs. 40' : 492 pcs. 40HC : 591 pcs. 100cbm : 726 pcs.	 870 610 515 m ³ 0.30	 20' : 102 pcs. 40' : 212 pcs. 40HC : 234 pcs. 100cbm : 288 pcs.

Globe-K Bar Soft 75cm/65cm



— Shell: Upholstered
— Frame: Metal



GROUP C
(Era)

GROUP B
(Valencia)

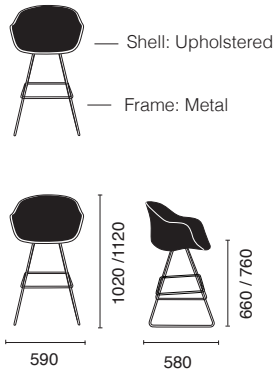
GROUP A
(Main Line Flax)

FRAME COLOURS

- 101
- 102
- 103
- 104
- 110
- 111
- 112
- 117
- 118
- 123
- 106

 	 <small>EN 1022-2005</small> <small>EN 1728-2000</small>	CARDBOARD PACKAGE (Disassembled)		CARDBOARD PACKAGE (Assembled)	
		 860 610 580 m ³ 0.30	 20' : 204 pcs. 40' : 424 pcs. 40HC : 468 pcs. 100cbm : 576 pcs.	 1205 640 580 m ³ 0.41	 20' : 70 pcs. 40' : 140 pcs. 40HC : 150 pcs. 100cbm : 224 pcs.

Globe-K Bar Sled
75cm/65cm

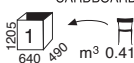



GROUP C
(Era)

GROUP B
(Valencia)

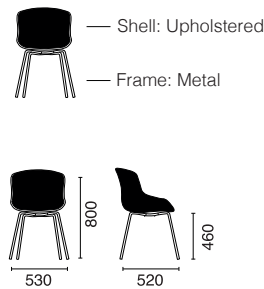
GROUP A
(Main Line Flax)

FRAME COLOURS



CARDBOARD PACKAGE (Assembled)
20' : 70 pcs.
40' : 140 pcs.
40HC : 160 pcs.
100cbm : 224 pcs.

Globe-S ML Soft




GROUP C
(Era)

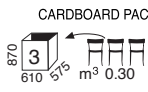
GROUP B
(Valencia)

GROUP A
(Main Line Flax)

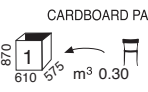
FRAME COLOURS



*Surcharge + € 29 for Copper/Brass finish frame. *Surcharge + € 69 for elektro lacquered.

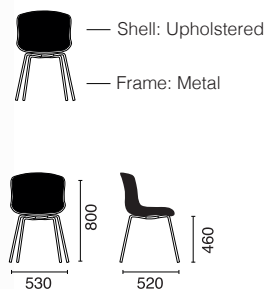


CARDBOARD PACKAGE (Disassembled)
20' : 288 pcs.
40' : 492 pcs.
40HC : 591 pcs.
100cbm : 726 pcs.



CARDBOARD PACKAGE (Assembled)
20' : 102 pcs.
40' : 212 pcs.
40HC : 234 pcs.
100cbm : 288 pcs.

Globe-N ML Soft




GROUP C
(Era)

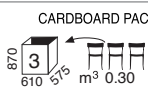
GROUP B
(Valencia)

GROUP A
(Main Line Flax)

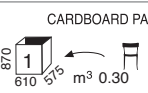
FRAME COLOURS



*Surcharge + € 29 for Copper/Brass finish frame. *Surcharge + € 69 for elektro lacquered.




CARDBOARD PACKAGE (Disassembled)
20' : 288 pcs.
40' : 492 pcs.
40HC : 591 pcs.
100cbm : 726 pcs.

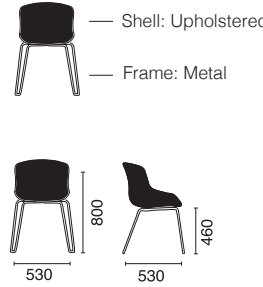


CARDBOARD PACKAGE (Assembled)
20' : 102 pcs.
40' : 212 pcs.
40HC : 234 pcs.
100cbm : 288 pcs.

Globe-S Sled Soft




Shell: Upholstered
Frame: Metal



GROUP C (Era)
GROUP B (Valencia)
GROUP A (Main Line Flax)

FRAME COLOURS




*Surcharge + €29 for Cooper /Brass finish frame *Surcharge + € 69 for elektro lacquered.

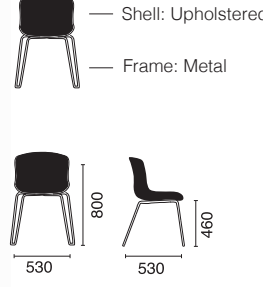
CARDBOARD PACKAGE (Disassembled) CARDBOARD PACKAGE (Assembled)

7	CATAS EN 1022:2005 EN 1728:2005	870 610	3	m ³ 0.30	20' : 228 pcs. 40' : 492 pcs. 40HC : 591 pcs. 100cbm : 726 pcs.	870 610	1	m ³ 0.30	20' : 102 pcs. 40' : 212 pcs. 40HC : 234 pcs. 100cbm : 288 pcs.
---	---------------------------------------	------------	---	---------------------	--	------------	---	---------------------	--

Globe-N Sled Soft




Shell: Upholstered
Frame: Metal



GROUP C (Era)
GROUP B (Valencia)
GROUP A (Main Line Flax)

FRAME COLOURS




*Surcharge + €29 for Cooper /Brass finish frame *Surcharge + € 69 for elektro lacquered.

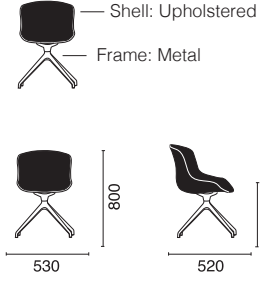
CARDBOARD PACKAGE (Disassembled) CARDBOARD PACKAGE (Assembled)

7	CATAS EN 1022:2005 EN 1728:2005	870 610	3	m ³ 0.30	20' : 228 pcs. 40' : 492 pcs. 40HC : 591 pcs. 100cbm : 726 pcs.	870 610	1	m ³ 0.30	20' : 102 pcs. 40' : 212 pcs. 40HC : 234 pcs. 100cbm : 288 pcs.
---	---------------------------------------	------------	---	---------------------	--	------------	---	---------------------	--

Globe-S Swivel Soft




Shell: Upholstered
Frame: Metal



GROUP C (Era)
GROUP B (Valencia)
GROUP A (Main Line Flax)

BASE COLOURS

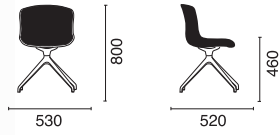
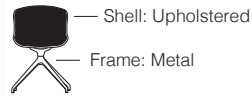


*Surcharge + €95 for polished finish frame .

CARDBOARD PACKAGE (Assembled)

8.40	CATAS EN 1022:2005 EN 1728:2005	870 610	1	m ³ 0.30	20' : 102 pcs. 40' : 212 pcs. 40HC : 234 pcs. 100cbm : 288 pcs.
------	---------------------------------------	------------	---	---------------------	--

Globe-N Swivel Soft



GROUP C
(Era)

GROUP B
(Valencia)

GROUP A
(Main Line Flax)

BASE COLOURS



102

*Surcharge + €95 for polished finish frame .

CARDBOARD PACKAGE (Assembled)



CATAS
EN 1022:2005
EN 1728:2000

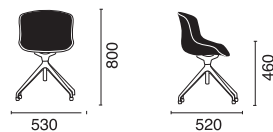
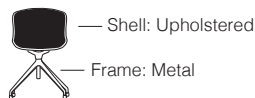


870
610 5/5
m³ 0.30



20' : 102 pcs.
40' : 212 pcs.
40HC : 234 pcs.
100cbm : 288 pcs.

Globe-S Swivel Chief Soft



GROUP C
(Era)

GROUP B
(Valencia)

GROUP A
(Main Line Flax)

BASE COLOURS



102

*Surcharge + €95 for polished finish frame .

CARDBOARD PACKAGE (Assembled)



CATAS
EN 1022:2005
EN 1728:2000

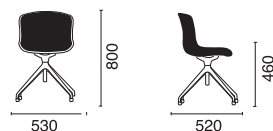
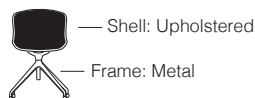


870
610 5/5
m³ 0.30



20' : 102 pcs.
40' : 212 pcs.
40HC : 234 pcs.
100cbm : 288 pcs.

Globe-N Swivel Chief Soft



GROUP C
(Era)

GROUP B
(Valencia)

GROUP A
(Main Line Flax)

BASE COLOURS



102

*Surcharge + €95 for polished finish frame .

CARDBOARD PACKAGE (Assembled)



CATAS
EN 1022:2005
EN 1728:2000




870
610 5/5
m³ 0.30

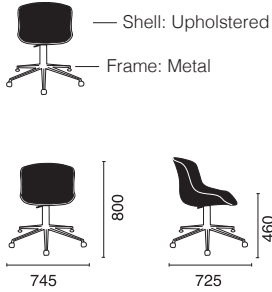


20' : 102 pcs.
40' : 212 pcs.
40HC : 234 pcs.
100cbm : 288 pcs.


Globe-S Chief Soft



— Shell: Upholstered
— Frame: Metal








GROUP C (Era)
GROUP B (Valencia)
GROUP A (Main Line Flax)


BASE COLOURS 

BASE BDB25
*BASE BDB25 is available in black.
For polished version surcharge + €64.

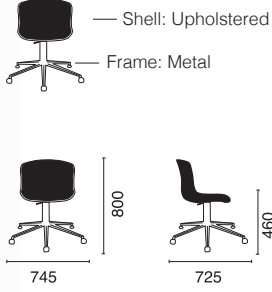
CARDBOARD PACKAGE (Assembled)

    m^3 0.30  20' : 102 pcs.
40' : 212 pcs.
40HC : 234 pcs.
100cbm : 288 pcs.


Globe-N Chief Soft



— Shell: Upholstered
— Frame: Metal








GROUP C (Era)
GROUP B (Valencia)
GROUP A (Main Line Flax)


BASE COLOURS 

BASE BDB25
*BASE BDB25 is available in black.
For polished version surcharge + €64.


CARDBOARD PACKAGE (Assembled)

    m^3 0.30  20' : 102 pcs.
40' : 212 pcs.
40HC : 234 pcs.
100cbm : 288 pcs.

Globe-S Wox Soft Beech Leg











— Shell: Upholstered
— Strap: Metal
— Frame: Beech Wood





GROUP C (Era)
GROUP B (Valencia)
GROUP A (Main Line Flax)

FRAME COLOURS






-   1000 Natural beech wood
-   1001 Wenge lacquered beech wood
-   1002 Black lacquered beech wood
-   1003 White lacquered beech wood



STRAP COLOURS

-   103 Anthracite Powder Coated (mat)

*On request could be produced in 101 White or 102 black.
For this kind of special applications please check the price and delivery time.




*Surcharge + €6 for single package requirement.

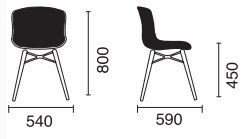
CARDBOARD PACKAGE (Disassembled)     m^3 0.30  20' : 228 pcs.
40' : 482 pcs.
40HC : 591 pcs.
100cbm : 728 pcs.

CARDBOARD PACKAGE (Assembled)  m^3 0.30  20' : 102 pcs.
40' : 212 pcs.
40HC : 234 pcs.
100cbm : 288 pcs.

Globe-N Wox Soft
Beech Leg



-  Shell: Upholstered
-  Strap: Metal
-  Frame: Beech Wood











GROUP C
(Era)

GROUP B
(Valencia)

GROUP A
(Main Line Flax)

FRAME COLOURS



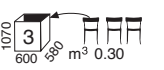
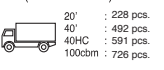
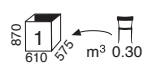
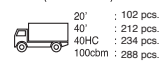
-   1000 Natural beech wood
-   1001 Wenge lacquered beech wood
-   1002 Black lacquered beech wood
-   1003 White lacquered beech wood

STRAP COLOURS

-   103 Anthracite Powder Coated (mat)




*On request could be produced in 101 White or 102 black.
For this kind of special applications please check the price and delivery time.
*Surcharge + €6 for single package requirement.

CARDBOARD PACKAGE (Disassembled) CARDBOARD PACKAGE (Assembled)

 6.30		 1070 x 600 x 390 m ³ 0.30		20' : 228 pcs. 40' : 492 pcs. 40HC : 591 pcs. 100cbm : 726 pcs.	 870 x 610 x 510 m ³ 0.30		20' : 102 pcs. 40' : 212 pcs. 40HC : 234 pcs. 100cbm : 288 pcs.
--	---	--	---	--	--	---	--

Globe-S Wox Soft
Iroko/Oak Leg



-  Shell: Upholstered
-  Strap: Metal
-  Frame: Iroko/oak Wood







GROUP C
(Era)

GROUP B
(Valencia)

GROUP A
(Main Line Flax)

FRAME COLOURS




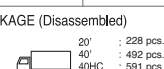
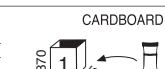
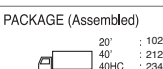
-   1006 oak wood
-   1005 iroko wood
(with colour stabilized oil treatment)
*Due to the nature of the iroko wood
colour tone may differ in each purchase

STRAP COLOURS

-   103 Anthracite Powder Coated (mat)




*On request could be produced in 101 White or 102 black.
For this kind of special applications please check the price and delivery time.
*Surcharge + €6 for single package requirement.

CARDBOARD PACKAGE (Disassembled) CARDBOARD PACKAGE (Assembled)

 6.50		 1070 x 600 x 390 m ³ 0.30		20' : 228 pcs. 40' : 492 pcs. 40HC : 591 pcs. 100cbm : 726 pcs.	 870 x 610 x 510 m ³ 0.30		20' : 102 pcs. 40' : 212 pcs. 40HC : 234 pcs. 100cbm : 288 pcs.
--	---	--	---	--	--	---	--

Globe-N Wox Soft
Iroko/Oak Leg



-  Shell: Upholstered
-  Strap: Metal
-  Frame: Iroko/oak Wood







GROUP C
(Era)

GROUP B
(Valencia)

GROUP A
(Main Line Flax)

FRAME COLOURS

-   1006 oak wood
-   1005 iroko wood
(with colour stabilized oil treatment)
*Due to the nature of the iroko wood
colour tone may differ in each purchase




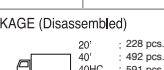
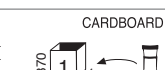
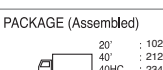
STRAP COLOURS

-   103 Anthracite Powder Coated (mat)

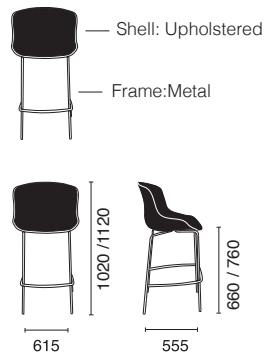
*On request could be produced in 101 White or 102 black.
For this kind of special applications please check the price and delivery time.

*Surcharge + €6 for single package requirement.

CARDBOARD PACKAGE (Disassembled) CARDBOARD PACKAGE (Assembled)

 6.50		 1070 x 600 x 390 m ³ 0.30		20' : 228 pcs. 40' : 492 pcs. 40HC : 591 pcs. 100 b	 870 x 610 x 510 m ³ 0.30		20' : 102 pcs. 40' : 212 pcs. 40HC : 234 pcs. 100 b
--	---	--	---	--	--	---	--

Globe-S Bar Soft
75cm/65cm




GROUP C
(Era)

GROUP B
(Valencia)

GROUP A
(Main Line Flax)

FRAME COLOURS



CATAS
EN 1022:2005
EN 1728:2000

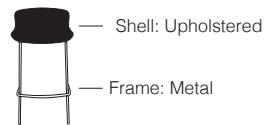
CARDBOARD PACKAGE (Disassembled)



CARDBOARD PACKAGE (Assembled)



Globe-B Bar Soft
75cm




GROUP C
(Era)

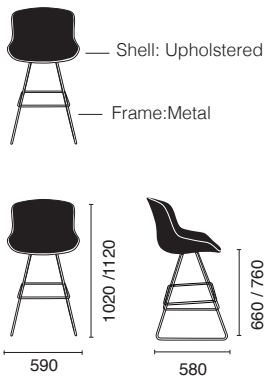
GROUP B
(Valencia)

GROUP A
(Main Line Flax)

FRAME COLOURS



Globe-S Bar Sled Soft
75cm/65cm




GROUP C
(Era)

GROUP B
(Valencia)

GROUP A
(Main Line Flax)

FRAME COLOURS



CATAS
EN 1022:2005
EN 1728:2000



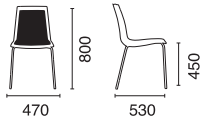
CARDBOARD PACKAGE (Assembled)



X-treme S Pro Soft



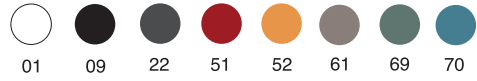
— Shell : PP + Fix Cushion
 — Frame : Metal




GROUP C
 (Panama, Era, Eternal, Nobless)

GROUP B
 (Valencia)

SEAT COLOURS



FRAME COLOURS



*Surcharge + € 29 for Copper/Brass finish frame.



CATAS
 EN 1022:2005
 EN 1728:2009



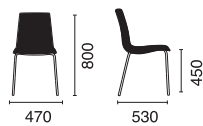
CARDBOARD PACKAGE

20'	: 240 pcs.
40'	: 492 pcs.
40HC	: 636 pcs.
100cbm	: 714 pcs.

X-treme SD




— Shell : Upholstered
 — Frame : Metal



GROUP C
 (Era)

GROUP B
 (Valencia)

FRAME COLOURS



*Surcharge + € 29 for Copper/Brass finish frame.



CATAS
 EN 1022:2005
 EN 1728:2009



CARDBOARD PACKAGE

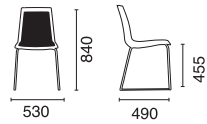
20'	: 240 pcs.
40'	: 492 pcs.
40HC	: 636 pcs.
100cbm	: 714 pcs.

Fabric options starting from 221.

X-treme S Sled Pro Soft




— Shell : PP + Fix Cushion
 — Frame : Metal




GROUP C
 (Panama, Era, Eternal, Nobless)

GROUP B
 (Valencia)

SEAT COLOURS



FRAME COLOURS



*Surcharge + € 29 for Copper/Brass finish frame.

CARDBOARD PACKAGE



CATAS
 EN 1022:2005
 EN 1728:2000

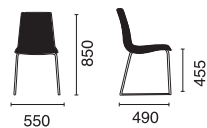


20' : 240 pcs.
 40' : 492 pcs.
 40HC : 636 pcs.
 100cbm : 714 pcs.

X-treme SD Sled




— Shell : Upholstered
 — Frame : Metal



GROUP C
 (Era)

GROUP B
 (Valencia)

FRAME COLOURS



*Surcharge + € 29 for Copper/Brass finish frame.

CARDBOARD PACKAGE



CATAS
 EN 1022:2005
 EN 1728:2000



20' : 240 pcs.
 40' : 492 pcs.
 40HC : 636 pcs.
 100cbm : 714 pcs.

Fabric options starting from 221.

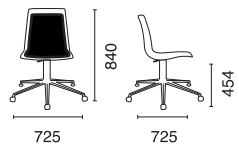
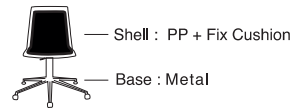
X-treme Seat Soft / only cushion



GROUP C
(Panama, Era, Eternal, Nobless)

GROUP B
(Valencia)


X-treme S Chief Pro Soft



GROUP C
(Panama, Era, Eternal, Nobless)

GROUP B
(Valencia)

SEAT COLOURS



BASE COLOURS



BASE BDB25

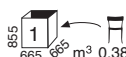
*BASE BDB25 is available in black.
For polished version surcharge + €64.

*Reduction - €65 for BASE BPC25

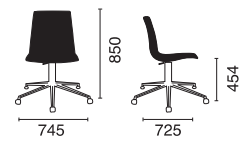
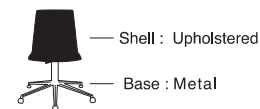


BASE BPC25

CARDBOARD PACKAGE (Assembled)



X-treme SD Chief



GROUP C
(Era)

GROUP B
(Valencia)

BASE COLOURS



BASE BDB25

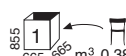
*BASE BDB25 is available in black.
For polished version surcharge + €64.

*Reduction - €65 for BASE BPC25



BASE BPC25

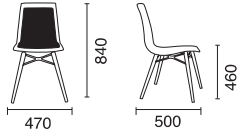
CARDBOARD PACKAGE (Assembled)



X-treme S Wox Pro Soft Beech Leg



Shell : PP + Fix Cushion
Strap: Metal
Frame : Beech Wood



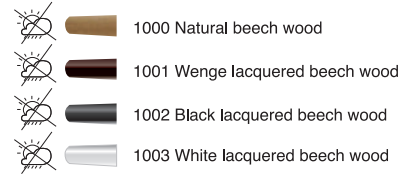
GROUP C
(Panama, Era, Eternal, Nobless)

GROUP B
(Valencia)


SEAT COLOURS



FRAME COLOURS



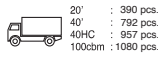
STRAP COLOURS



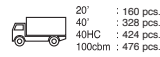
*On request could be produced in 101 White or 102 black.
For this kind of special applications please check the price and delivery time.



CARDBOARD PACKAGE (Disassembled)



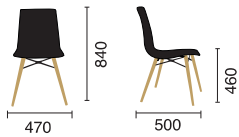
CARDBOARD PACKAGE (Assembled)



X-treme SD Wox Beech Leg



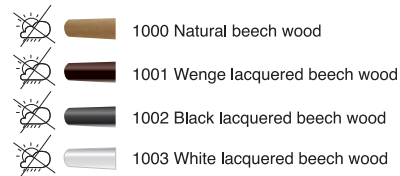
Shell : Upholstered
Strap: Metal
Frame : Beech Wood




GROUP C
(Era)

GROUP B
(Valencia)

FRAME COLOURS



STRAP COLOURS






*On request could be produced in 101 White or 102 black.
For this kind of special applications please check the price and delivery time.




Fabric options starting from 221.

X-treme S Wox Pro Soft Iroko/Oak Leg




 Shell : PP + Fix Cushion
 Strap: Metal
 Frame : Iroko/Oak Wood





GROUP C
(Panama, Era, Eternal, Nobless)

GROUP B
(Valencia)

SEAT COLOURS

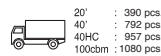


FRAME COLOURS

 1006 oak wood
 1005 iroko wood
 (with colour stabilized oil treatment)
 *Due to the nature of the iroko wood
 colour tone may differ in each purchase



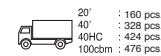
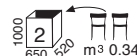
CATAS
EN 1022:2005
EN 1728:2000



CARDBOARD PACKAGE (Disassembled)

20' : 390 pcs.
 40' : 792 pcs.
 40HC : 957 pcs.
 100cbm : 1080 pcs.


CARDBOARD PACKAGE (Assembled)



20' : 160 pcs.
 40' : 328 pcs.
 40HC : 424 pcs.
 100cbm : 476 pcs.

X-treme SD Wox Iroko/Oak Leg





 Shell : Upholstered
 Strap: Metal
 Frame : Iroko/Oak Wood




GROUP C
(Era)

GROUP B
(Valencia)

FRAME COLOURS

 1006 oak wood
 1005 iroko wood
 (with colour stabilized oil treatment)
 *Due to the nature of the iroko wood
 colour tone may differ in each purchase

STRAP COLOURS

 103 Anthracite Powder Coated (mat)

*On request could be produced in 101 White or 102 black.
For this kind of special applications please check the price and delivery time.




CATAS
EN 1022:2005
EN 1728:2000

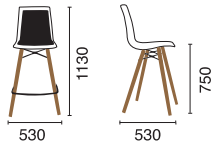
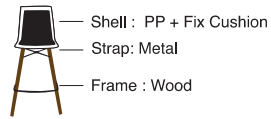


CARDBOARD PACKAGE

20' : 160 pcs.
 40' : 328 pcs.
 40HC : 424 pcs.
 100cbm : 476 pcs.

 Fabric options starting from 221.

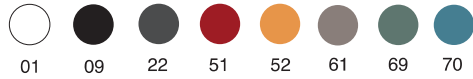
X-treme BSL Wox Pro Soft
Iroko Leg



GROUP C
(Panama, Era, Eternal, Nobless)

GROUP B
(Valencia)

SEAT COLOURS



FRAME COLOURS

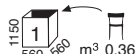
1005 iroko wood
(with colour stabilized oil treatment)
*Due to the nature of the iroko wood
colour tone may differ in each purchase

STRAP COLOURS

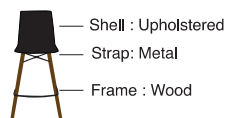
103 Anthracite Powder Coated (mat)

*On request could be produced in 101 White or 102 black.
For this kind of special applications please check the price and delivery time.

CARDBOARD PACKAGE



X-treme BSLD Wox
Iroko Leg



GROUP C
(Era)

GROUP B
(Valencia)

FRAME COLOURS

1005 iroko wood
(with colour stabilized oil treatment)
*Due to the nature of the iroko wood
colour tone may differ in each purchase

STRAP COLOURS

103 Anthracite Powder Coated (mat)

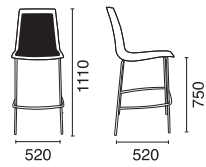
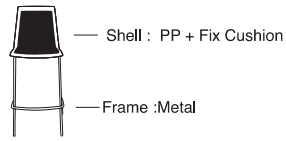
*On request could be produced in 101 White or 102 black.
For this kind of special applications please check the price and delivery time

CARDBOARD PACKAGE



Fabric options starting from 221.


X-treme BSL Pro Soft




GROUP C
(Panama, Era, Eternal, Nobless)

GROUP B
(Valencia)

SEAT COLOURS



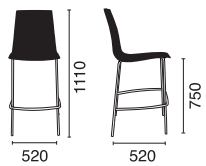
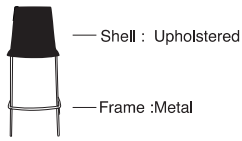
FRAME COLOURS



CARDBOARD PACKAGE



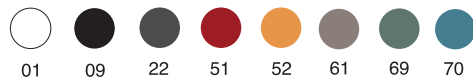
X-treme BSLD




GROUP C
(Era)

GROUP B
(Valencia)

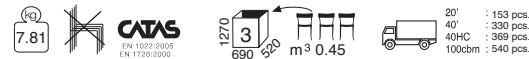
SEAT COLOURS



FRAME COLOURS



CARDBOARD PACKAGE

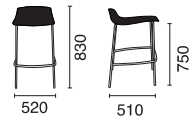


Fabric options starting from 221.

X-treme BSSD




Shell : Upholstered
Frame : Metal



GROUP C
(Era)

GROUP B
(Valencia)

FRAME COLOURS



KATAS
EN 1022:2005
EN 1728:2000



985
630 580
m³ 0.36

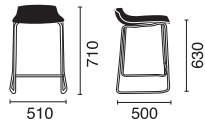


20' : 222 pcs.
40' : 468 pcs.
40HC : 612 pcs.
100cbm : 714 pcs.

X-treme BD Sled




Shell : Upholstered
Frame: Metal



GROUP C
(Era)

GROUP B
(Valencia)

FRAME COLOURS



KATAS
EN 1022:2005
EN 1728:2000



1000
650 580
m³ 0.36

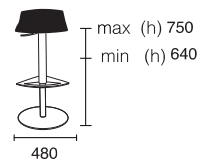


20' : 222 pcs.
40' : 450 pcs.
40HC : 594 pcs.
100cbm : 696 pcs.

X-treme BD




Shell : Upholstered
Frame : Metal



GROUP C
(Era)

GROUP B
(Valencia)

FRAME COLOURS



KATAS
EN 1022:2005
EN 1728:2000



780
480 80
m³ 0.18



20' : 144 pcs.
40' : 300 pcs.
40HC : 300 pcs.
100cbm : 505 pcs.

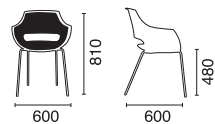
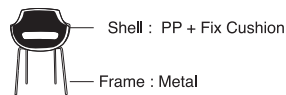
Opal-ML Seat Soft / only seat cushion



GROUP C
(Panama, Era, Eternal, Nobless)

GROUP B
(Valencia)

Opal-ML Pro Soft




GROUP C
(Panama, Era, Eternal, Nobless)

GROUP B
(Valencia)

SEAT COLOURS



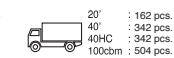
FRAME COLOURS



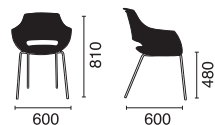
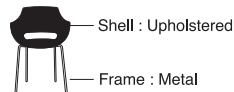
*Surcharge + € 29 for Copper/Brass finish frame.



CARDBOARD PACKAGE




Opal-KD



GROUP B
(Valencia)

FRAME COLOURS



*Surcharge + € 29 for Copper/Brass finish frame.



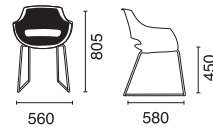
CARDBOARD PACKAGE



Opal Sled Pro Soft




Shell : PP + Fix Cushion
 Frame : Metal




GROUP C
 (Panama, Era, Eternal, Nobless)

GROUP B
 (Valencia)

SEAT COLOURS



FRAME COLOURS



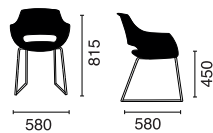
*Surcharge + € 29 for Copper/Brass finish frame.

 CATAS <small>EN 1022-2005 EN 1728-2000</small>	CARDBOARD PACKAGE (Disassembled)		CARDBOARD PACKAGE (Assembled)	
	 860 610 580 m ³ 0.29	 20' : 162 pcs. 40' : 342 pcs. 40HC : 342 pcs. 100cbm : 504 pcs.	 860 610 580 m ³ 0.29	 20' : 102 pcs. 40' : 212 pcs. 40HC : 234 pcs. 100cbm : 288 pcs.

Opal Sled D




Shell : Upholstered
 Frame : Metal



GROUP B
 (Valencia)

FRAME COLOURS



*Surcharge + € 29 for Copper/Brass finish frame.

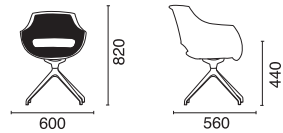
 CATAS <small>EN 1022-2005 EN 1728-2000</small>	CARDBOARD PACKAGE (Disassembled)		CARDBOARD PACKAGE (Assembled)	
	 860 610 580 m ³ 0.29	 20' : 162 pcs. 40' : 342 pcs. 40HC : 342 pcs. 100cbm : 504 pcs.	 860 610 580 m ³ 0.29	 20' : 102 pcs. 40' : 212 pcs. 40HC : 234 pcs. 100cbm : 288 pcs.

Fabric options starting from 221.

Opal Swivel Pro Soft



Shell : PP + Fix Cushion
Base : Metal



GROUP C
(Panama, Era, Eternal, Nobless)

GROUP B
(Valencia)

SEAT COLOURS



BASE COLOURS



102

*Surcharge + €95 for polished finish frame .

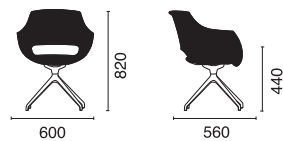
CARDBOARD PACKAGE



Opal Swivel D



Shell : Upholstered
Base : Metal



GROUP B
(Valencia)

BASE COLOURS



102

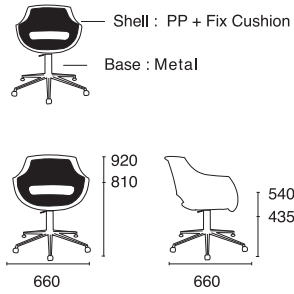
*Surcharge + €95 for polished finish frame .

CARDBOARD PACKAGE



Fabric options starting from 221.

Opal Chief Pro Soft



GROUP C
(Panama, Era, Eternal, Nobless)

GROUP B
(Valencia)

SEAT COLOURS



BASE COLOURS



BASE BDB25

*BASE BDB25 is available in black.
For polished version surcharge + €64.

*Reduction - €65 for **BASE BPC25**

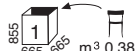


BASE BPC25

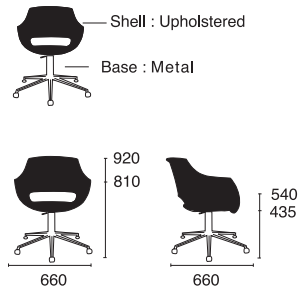
CARDBOARD PACKAGE



CATAS
EN 1522:2005
EN 1728:2000



Opal Chief D



GROUP B
(Valencia)


BASE COLOURS



BASE BDB25

*BASE BDB25 is available in black.
For polished version surcharge + €64.

*Reduction - €65 for **BASE BPC25**



BASE BPC25

CARDBOARD PACKAGE



CATAS
EN 1522:2005
EN 1728:2000

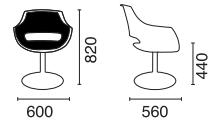


Fabric options starting from 221.

Opal-M Pro Soft



Shell : PP + Fix Cushion
Base : Metal



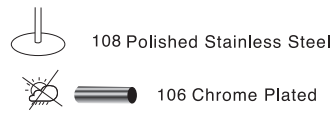
GROUP C
(Panama, Era, Eternal, Nobless)

GROUP B
(Valencia)

SEAT COLOURS



BASE COLOURS



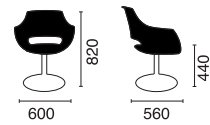
CARDBOARD PACKAGE



Opal-MD




Shell : Upholstered
Base : Metal

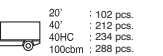
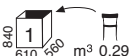


GROUP B
(Valencia)

BASE COLOURS



CARDBOARD PACKAGE






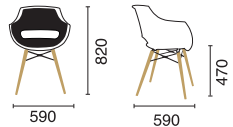
Fabric options starting from 221.

Opal Wox Pro Soft

Beech Leg



-  Shell : PP + Fix Cushion
-  Strap : Metal
-  Frame : Beech Wood







GROUP C
(Panama, Era, Eternal, Nobless)

GROUP B
(Valencia)


SEAT COLOURS



FRAME COLOURS

-  1000 Natural beech wood
-  1001 Wenge lacquered beech wood
-  1002 Black lacquered beech wood
-  1003 White lacquered beech wood

STRAP COLOURS

-  103 Anthracite Powder Coated (mat)

*On request could be produced in 101 White or 102 black.
For this kind of special applications please check the price and delivery time.

*Surcharge + €17 for single package requirement.

5.74



CATAS
EN 1022:2005
EN 1728:2000

CARDBOARD PACKAGE (Disassembled)
1055 4 600 595 m³ 0.35

20'	: 304 pcs.
40'	: 656 pcs.
40HC	: 788 pcs.
100cbm	: 968 pcs.

CARDBOARD PACKAGE (Assembled)




840 1 610 590 m³ 0.29

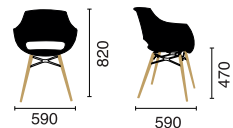
20'	: 102 pcs.
40'	: 212 pcs.
40HC	: 234 pcs.
100cbm	: 288 pcs.

Opal Wox KD

Beech Leg







-  Shell : Upholstered
-  Strap : Metal
-  Frame : Beech Wood



GROUP B
(Valencia)

FRAME COLOURS

-  1000 Natural beech wood
-  1001 Wenge lacquered beech wood
-  1002 Black lacquered beech wood
-  1003 White lacquered beech wood

STRAP COLOURS

-  103 Anthracite Powder Coated (mat)

*On request could be produced in 101 White or 102 black.
For this kind of special applications please check the price and delivery time.

*Surcharge + €17 for single package requirement.

5.98



CATAS
EN 1022:2005
EN 1728:2000

CARDBOARD PACKAGE (Disassembled)


1055 3 600 595 m³ 0.35

20'	: 228 pcs.
40'	: 492 pcs.
40HC	: 591 pcs.
100cbm	: 726 pcs.

CARDBOARD PACKAGE (Assembled)

840 1 610 590 m³ 0.29




20'	: 102 pcs.
40'	: 212 pcs.
40HC	: 234 pcs.
100cbm	: 288 pcs.

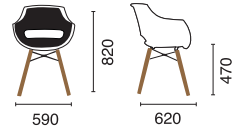
 Fabric options starting from 221.

Opal Wox Pro Soft

Iroko/Oak Leg




-  Shell : PP + Fix Cushion
-  Strap : Metal
-  Frame : Iroko/Oak Wood





GROUP C
(Panama, Era, Eternal, Nobless)

GROUP B
(Valencia)

SEAT COLOURS



FRAME COLOURS




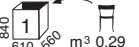


-  1006 oak wood
-  1005 iroko wood (with colour stabilized oil treatment)
*Due to the nature of the iroko wood colour tone may differ in each purchase

STRAP COLOURS

-  103 Anthracite Powder Coated (mat)

*On request could be produced in 101 White or 102 black.
For this kind of special applications please check the price and delivery time.




*Surcharge + €17 for single package requirement.

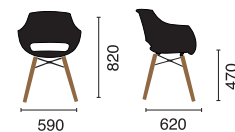
 6.12 	CARDBOARD PACKAGE (Disassembled)  4 1055 x 600 x 600 m ³ 0.35		CARDBOARD PACKAGE (Assembled)  1 840 x 610 x 600 m ³ 0.29	
	 20' : 304 pcs. 40' : 656 pcs. 40HC : 788 pcs. 100cbm : 968 pcs.	 20' : 102 pcs. 40' : 212 pcs. 40HC : 234 pcs. 100cbm : 288 pcs.		

Opal Wox KD

Iroko/Oak Leg





-  Shell : Upholstered
-  Strap : Metal
-  Frame : Iroko/Oak Wood



GROUP B
(Valencia)

FRAME COLOURS




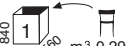


-  1006 oak wood
-  1005 iroko wood (with colour stabilized oil treatment)
*Due to the nature of the iroko wood colour tone may differ in each purchase


STRAP COLOURS

-  103 Anthracite Powder Coated (mat)

*On request could be produced in 101 White or 102 black.
For this kind of special applications please check the price and delivery time.

*Surcharge + €17 for single package requirement.

 6.34 	CARDBOARD PACKAGE (Disassembled)  3 1055 x 600 x 600 m ³ 0.35		CARDBOARD PACKAGE (Assembled)  1 840 x 610 x 600 m ³ 0.29	
	 20' : 228 pcs. 40' : 492 pcs. 40HC : 591 pcs. 100cbm : 726 pcs.	 20' : 102 pcs. 40' : 212 pcs. 40HC : 234 pcs. 100cbm : 288 pcs.		

 Fabric options starting from 221.

Icon SD




— Shell : Upholstered
— Frame : Metal



GROUP B
(Valencia)

FRAME COLOURS



*Surcharge + € 29 for Copper/Brass finish frame.



Icon BD




— Shell : Upholstered
— Frame : Metal



GROUP B
(Valencia)

FRAME COLOURS



CARDBOARD PACKAGE



Icon BDK



— Shell : Upholstered
— Frame : Metal



indoor use

Artificial Leather

FRAME COLOURS



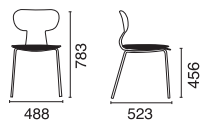
CARDBOARD PACKAGE



Yugo-S Soft



- Shell : PP+GFR
- Seat: Fix Cushion
- Frame: Metal



GROUP C

GROUP B
(Valencia, Eden, Stamskin Top, Stamskin Zen)

SEAT COLOURS



FRAME COLOURS



*Surcharge + €29 for Cooper /Brass finish frame .

CARDBOARD PACKAGE

Yugo-S Wox Soft



- Shell : PP+GFR
- Seat : Fix Cushion
- Frame : Beech Wood



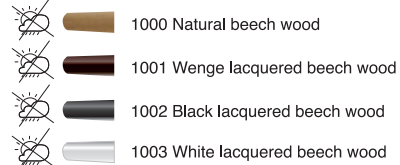
GROUP C

GROUP B
(Valencia, Eden, Stamskin Top, Stamskin Zen)

SEAT COLOURS



FRAME COLOURS



STRAP COLOURS

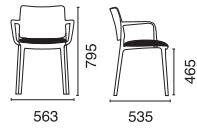
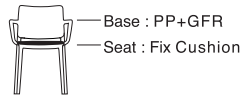


*On request could be produced in 101 White or 102 black.
For this kind of special applications please check the price and delivery time.

CARDBOARD PACKAGE

Fabric options starting from 221.

Joy-K Seat Soft



GROUP C

GROUP B
(Valencia, Eden, Stamskin Top, Stamskin Zen)

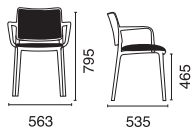
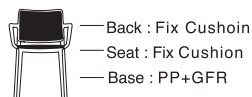
BASE COLOURS



CARDBOARD PACKAGE



Joy-K Seat&Back Soft



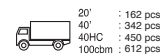
GROUP C

GROUP B
(Valencia, Eden, Stamskin Top, Stamskin Zen)

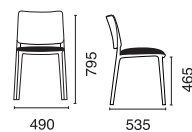
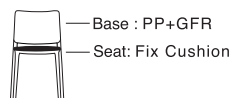
BASE COLOURS



CARDBOARD PACKAGE



Joy-S Seat Soft



GROUP C

GROUP B
(Valencia, Eden, Stamskin Top, Stamskin Zen)

PP BASE BASE COLOURS



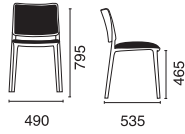
CARDBOARD PACKAGE



Joy-S Seat&Back Soft



Back: Fix Cushion
 Seat: Fix Cushion
 Base: PP+GFR



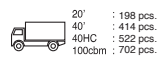
GROUP C

GROUP B
 (Valencia, Eden, Stamskin Top, Stamskin Zen)

BASE COLOURS



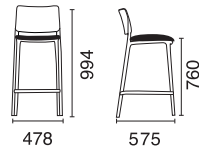
CARDBOARD PACKAGE



Joy-S Bar Soft 75cm



Base: PP+GFR
 Seat: Fix Cushion



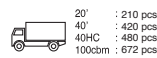
GROUP C

GROUP B
 (Valencia, Eden, Stamskin Top, Stamskin Zen)

BASE COLOURS



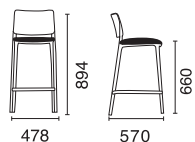
CARDBOARD PACKAGE



Joy-S Bar Soft 65cm




Base: PP+GFR
 Seat: Fix Cushion



GROUP C

GROUP B
 (Valencia, Eden, Stamskin Top, Stamskin Zen)

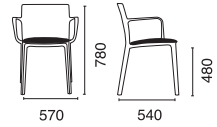
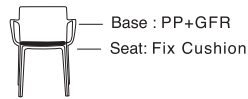
BASE COLOURS



CARDBOARD PACKAGE



Evo-K Seat Soft



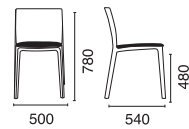
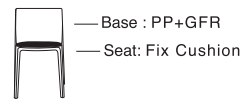
GROUP C

GROUP B
(Valencia, Eden, Stamskin Top, Stamskin Zen)

BASE COLOURS



Evo-S Seat Soft



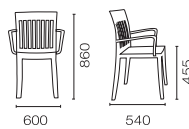
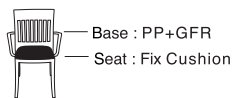
GROUP C

GROUP B
(Valencia, Eden, Stamskin Top, Stamskin Zen)

BASE COLOURS




Eden-K Soft



GROUP C

GROUP B
(Valencia, Eden, Stamskin Top, Stamskin Zen)

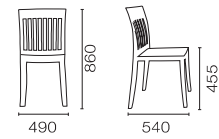
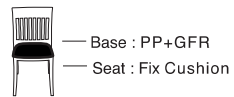
BASE COLOURS



*Surcharge + €22 for colour 51C. Powder coated mat finish frame.




Eden-S Soft



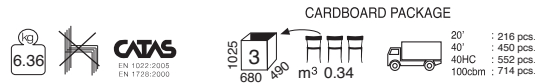
GROUP C

GROUP B
(Valencia, Eden, Stamskin Top, Stamskin Zen)

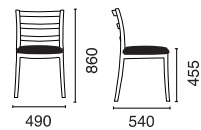
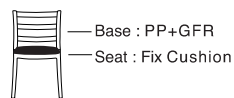
BASE COLOURS



*Surcharge + €22 for colour 51C. Powder coated mat finish frame.




Nosta-S Soft



GROUP C

GROUP B
(Valencia, Eden, Stamskin Top, Stamskin Zen)

BASE COLOURS



CARDBOARD PACKAGE



Protection Part



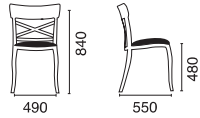
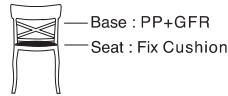
Nosta-S, Eden-S, Eden-K Soft comes with fixed plastic protection part for stacking.

COLOUR



Fabric options starting from 221.

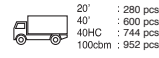
X'Sera-S Soft



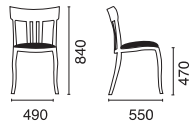
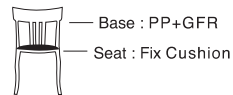
GROUP C

GROUP B
(Valencia, Eden, Stamskin Top, Stamskin Zen)

BASE COLOURS



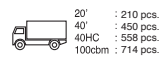
Trio-S Soft



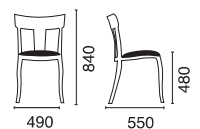
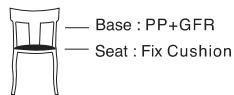
GROUP C

GROUP B
(Valencia, Eden, Stamskin Top, Stamskin Zen)

BASE COLOURS



Toro-S Soft



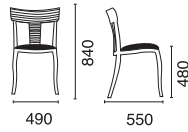
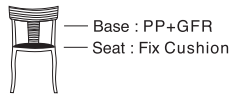
GROUP C

GROUP B
(Valencia, Eden, Stamskin Top, Stamskin Zen)

BASE COLOURS




Toro-S Rattan Soft



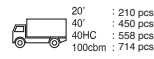
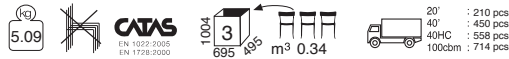
GROUP C

GROUP B
(Valencia, Eden, Stamskin Top, Stamskin Zen)

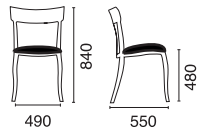
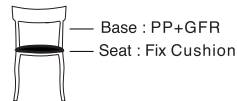
BASE COLOURS



CARDBOARD PACKAGE



Hera-SP Soft



GROUP C

GROUP B
(Valencia, Eden, Stamskin Top, Stamskin Zen)

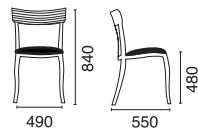
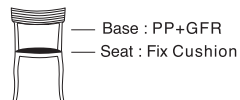
BASE COLOURS



CARDBOARD PACKAGE




Hera-SP Rattan Soft



GROUP C

GROUP B
(Valencia, Eden, Stamskin Top, Stamskin Zen)

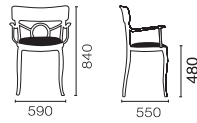
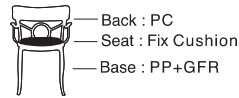
BASE COLOURS



CARDBOARD PACKAGE




O'pera-K Soft



GROUP C

GROUP B
(Valencia, Eden, Stamskin Top, Stamskin Zen)

BACK & BASE COLOURS



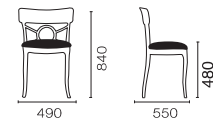
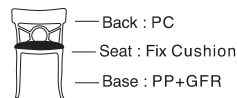
09/37 09/38 09/42 09/43 ... See all colour options at page 20.

CARDBOARD PACKAGE



20' : 162 pcs.
40' : 360 pcs.
40HC : 465 pcs.
100cbm : 612 pcs.

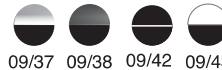
O'pera-S Soft



GROUP C

GROUP B
(Valencia, Eden, Stamskin Top, Stamskin Zen)

BACK & BASE COLOURS



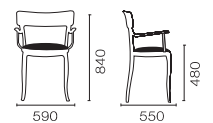
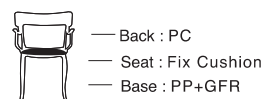
09/37 09/38 09/42 09/43 ... See all colour options at page 20.

CARDBOARD PACKAGE



20' : 280 pcs.
40' : 600 pcs.
40HC : 744 pcs.
100cbm : 952 pcs.


Hera-K Soft



GROUP C

GROUP B
(Valencia, Eden, Stamskin Top, Stamskin Zen)

BACK & BASE COLOURS



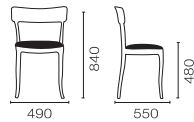

65/37 65/38 65/42 65/43 ...See all colour options at page 21.

CARDBOARD PACKAGE



20' : 162 pcs.
40' : 360 pcs.
40HC : 465 pcs.
100cbm : 612 pcs.

Hera-S Soft



GROUP C

GROUP B
(Valencia, Eden, Stamskin Top, Stamskin Zen)

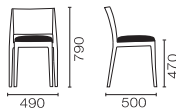
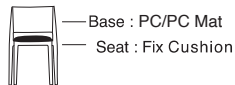
BACK & BASE COLOURS



CATAS
EN 1022:2005
EN 1728:2000



Gyza Soft



GROUP C

GROUP B
(Valencia, Eden, Stamskin Top, Stamskin Zen)



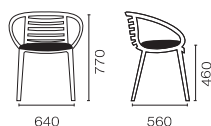
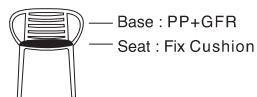
*Surcharge + €22 for PC mat finish 01C, 09C, 22C, 51C



CATAS
EN 1022:2005
EN 1728:2000




Mambo Soft



GROUP C

GROUP B
(Valencia, Eden, Stamskin Top, Stamskin Zen)

BASE COLOURS



CATAS
EN 1022:2005
EN 1728:2000




BENCHES

pg.109-pg.111

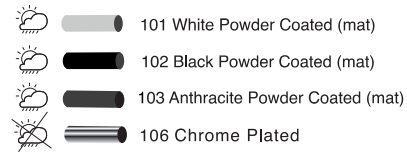
X-treme Bench Pro



SEAT COLOURS



FRAME COLOURS



2 seater with compact side table / chrome frame

2 seater with compact side table / powder coated frame

3 seater / chrome frame

3 seater/ powder coated frame

3 seater with compact side table / chrome frame

3 seater with compact side table / powder coated frame

4 seater / chrome frame

4 seater / powder coated frame

4 seater with compact side table / chrome frame

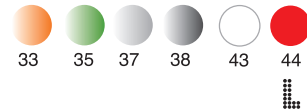
4 seater with compact side table / powder coated frame

 Seat & base colours starting from 218.

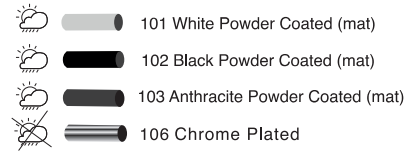
X-treme Bench



SEAT COLOURS



FRAME COLOURS



2 seater with compact side table / chrome frame

2 seater with compact side table / powder coated frame

3 seater / chrome frame

3 seater/ powder coated frame

3 seater with compact side table / chrome frame

3 seater with compact side table / powder coated frame

4 seater / chrome frame

4 seater / powder coated frame

4 seater with compact side table / chrome frame

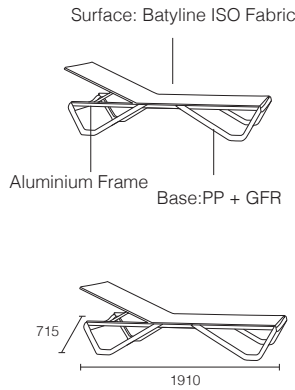
4 seater with compact side table / powder coated frame

 Seat & base colours starting from 218.


SUNLOUNGERS

pg.113-pg.117

Wave



SURFACE COLOURS



* 05374, 05017, 05009 are non stock colours.
Please check the price and delivery time. MOQ : 50 pcs.

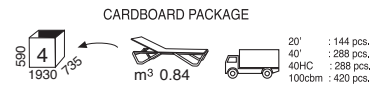
BASE



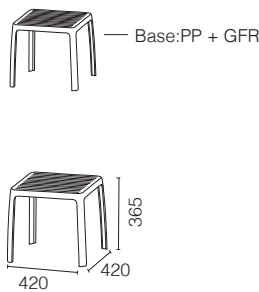
*Surcharge +€ 45 for 01, 22, 61 colored aluminium frame

*Surcharge + €11 for 4 pcs. cardboard package

*Surcharge + €44 for 1 pcs. cardboard package



Wave Side Table



COLOURS



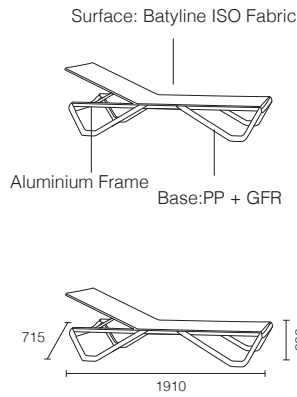
Wave Cushion




Natte

Panama

Wave Pad



SURFACE COLOURS

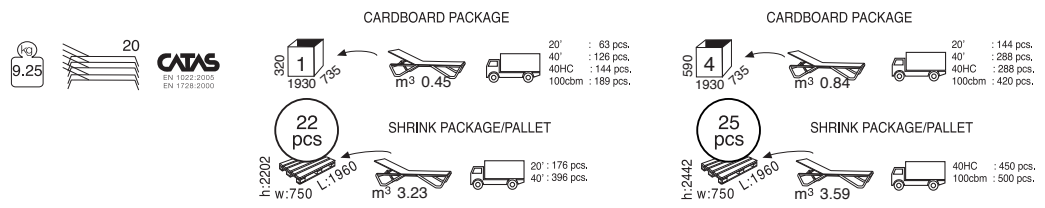


* 05374, 05017, 05009 are non stock colours.
Please check the price and delivery time. MOQ : 50 pcs.

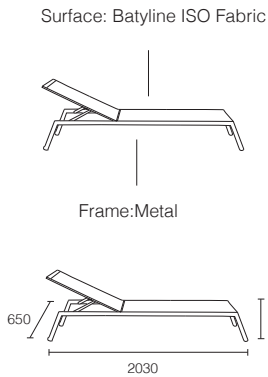
BASE COLOURS



*Surcharge +€ 45 for 01, 22, 61 colored aluminium frame
*Surcharge + €11 for 4 pcs. cardboard package
*Surcharge + €44 for 1 pcs. cardboard package



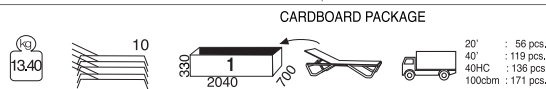
Zen



SURFACE COLOURS



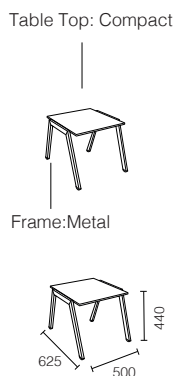
FRAME COLOURS



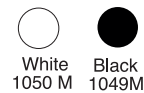
Zen Side Table



13.40




TOP COLOURS



FRAME COLOURS
















REMOVABLE CUSHIONS & ACCESSORIES

pg.119-pg.123

REMOVABLE CUSHION

	FABRIC OPTIONS	PRICE(EURO)
<p>EDEN-K EDEN-S</p>  <p><i>Foam Cushion</i></p>	<p>PROGARDEN </p> <p>ERA, PANAMA</p> <p>SUNBRELLA </p>	
<p>VARIA</p>  <p><i>Foam Cushion</i></p>	<p>PROGARDEN </p> <p>ERA, PANAMA</p> <p>SUNBRELLA </p>	
<p>O'PERA-K OPERA-S</p>  <p><i>Dressed Cushion</i></p> <p>HERA-K HERA-S</p>  <p><i>Dressed Cushion</i></p> <p>HERA-SP HERA-SP RATTAN</p>  <p><i>Dressed Cushion</i></p>	<p>VALENCIA </p> <p>STAMSKIN TOP/ZEN </p>	

REMOVABLE CUSHION

X'SERA-S



TRIO-S



COOL



Dressed Cushion

TORO-S



TORO-S RATTAN



GYZA



Dressed Cushion

EGO-K



EGO-S



EGO-ROCK



CLASS-X & CLASS-XC



Dressed Cushion






VALENCIA



STAMSKIN TOP/ZEN



REMOVABLE CUSHION

 <p>OPAL Short Puffy Cushion</p>	<p>ERA</p>
 <p>OPAL Long Puffy Cushion</p>	<p>ERA</p>
 <p>MAMBO Short Puffy Cushion</p>	<p>ERA</p>
 <p>MAMBO Long Puffy Cushion</p>	<p>ERA</p>
 <p>FLORA</p>	<p>PROGARDEN ☁️</p> <hr/> <p>ERA</p> <hr/> <p>SUNBRELLA ☁️</p>

ACCESSORIES

SWIVELLING FOOT



DESCRIPTION

Adjustable swivelling foot for level positioning
1 set = 4 pcs.

only black



PLASTIC CONNECTION DEVICE



DESCRIPTION

• Plastic connection device for **X-Treme S** chair
• Plastic connection device for **Icon S** chair

* 1 set = 2 pcs. (front part & back part)

FRONT PART



BACK PART



only grey



EXTENTION PART

FOR EDEN-S / EDEN-K /
VARIA-S



DESCRIPTION

Extention part for **Eden-S** and **Eden-K**
Extention part for **Varia-S**

1 set = 4 pcs.



CHANGEABLE MESH FABRIC PART OF WAVE

DESCRIPTION

Changeable mesh fabric part is used for wave sunlounger. If you have worn mesh part on it can change by own yourself with new one by following instructions.



The first part of the document discusses the importance of maintaining accurate records in a business setting. It highlights how proper record-keeping can help in identifying trends, making informed decisions, and ensuring compliance with legal requirements. The text emphasizes that records should be organized, up-to-date, and easily accessible to all relevant personnel.

Next, the document addresses the challenges of data management in the digital age. With the increasing volume of data generated by various sources, businesses face the task of storing, securing, and analyzing this information effectively. The text suggests implementing robust data management systems and protocols to mitigate risks and maximize the value of the data.

The third section focuses on the role of technology in streamlining business operations. It explores how automation and digital tools can reduce manual errors, improve efficiency, and free up resources for more strategic tasks. The document encourages businesses to invest in technology that aligns with their long-term goals and operational needs.

Finally, the document concludes by emphasizing the importance of continuous learning and adaptation. In a rapidly changing business environment, organizations must stay abreast of the latest trends and technologies to remain competitive. The text encourages a culture of innovation and ongoing professional development for all employees.

TABLES

pg.124-pg.144

WOX TABLE 2000x1200



Beech leg



Iroko Leg

1057 - 1050 - 1049 - 3039


1049WGR1

8101 - 5204 - 5203 - 5201- 1147 - 1023 - 1078 - 5101

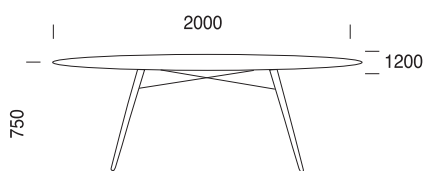
2000x1200 Beech leg

2000x1200 Iroko Leg

TOP COLOURS



BASE COLOURS



WOX TABLE 1590x1190



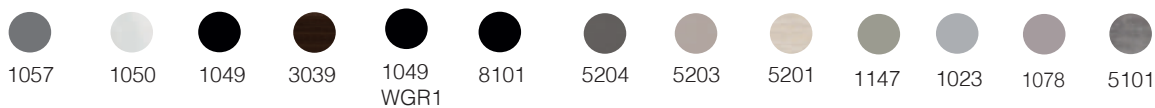
Beech leg



Iroko Leg

	1057 - 1050 - 1049 - 3039	1049WGR1	8101 - 5204 - 5203 - 5201- 1147 - 1023 - 1078 - 5101
1590x1190	Beech leg		
1590x1190	Iroko Leg		

TOP COLOURS



BASE COLOURS

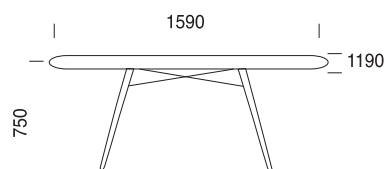


Table top colours page 220.

WOX TABLE ø1200



Beech leg



Iroko Leg


1057 - 1050 - 1049 - 3039

1049WGR1

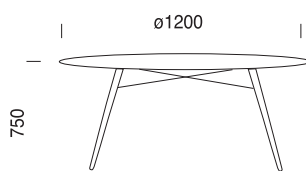
8101 - 5204 - 5203 - 5201- 1147 - 1023 - 1078 - 5101

ø 1200	Beech leg
ø 1200	Iroko Leg

TOP COLOURS



BASE COLOURS



WOX TABLE 990x990



1057 - 1050 - 1049 - 3039


1049WGR1

8101 - 5204 - 5203 - 5201- 1147 - 1023 - 1078 - 5101

990x990 Beech leg

990x990 Iroko Leg

TOP COLOURS



BASE COLOURS

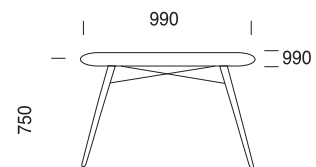


Table top colours page 220.

WOX SIDE TABLE 490x490



1057 - 1050 - 1049 - 3039

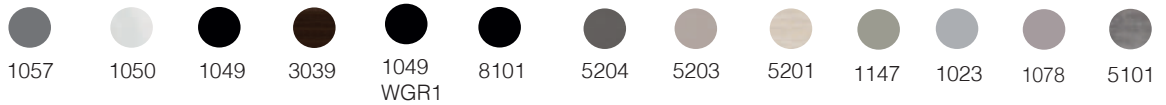
1049WGR1

8101 - 5204 - 5203 - 5201 - 1147 - 1023 - 1078 - 5101

490x490 Beech leg

490x490 Iroko Leg

TOP COLOURS



BASE COLOURS

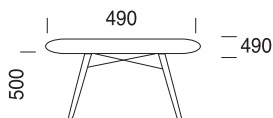



Table top colours page 220.



ONIX TABLE

3039 - 3120 - 1057 -
1050 - 5145 - 1049 - 5056

5098 - 5101

1049WGR1


5201 - 5203 - 5204 - 3250 - 3242
1147 - 1023 - 1078 - 8101

ø1590


ø1390

ø1200

TOP COLOURS



3039 3120 5098



1057 1050 5145 5101 5204 5203 3242 1147 1023

BASE COLOURS



117 Wenge



103 Anthracite



101 White

TOP COLOURS



5201 5203



1049 5098 1049 WGR1 5201 8101



5056 5204 1078

BASE COLOURS



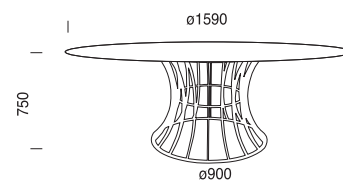
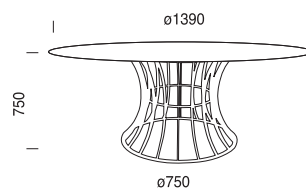
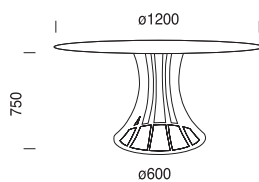
118 Warm Grey



102 Black



104 Taupe



ROLL TABLE



3039 - 1057 - 1050 - 5145
1049 - 5056 3120


5101 - 5098

8101

5201 - 5203 - 5204 - 3242 - 3250
1147 - 1023 - 1078 - 1049WGR1

220	ø1590	H:750
220	ø1390	H:750
221	ø890	H:750
221	ø790	H:750


TOP COLOURS



BASE COLOURS



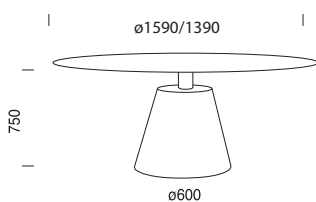
TOP COLOURS



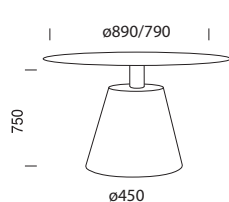
BASE COLOURS



ROLL TABLE 220



ROLL TABLE 221

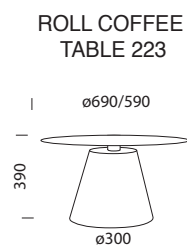
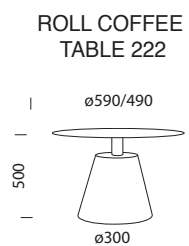
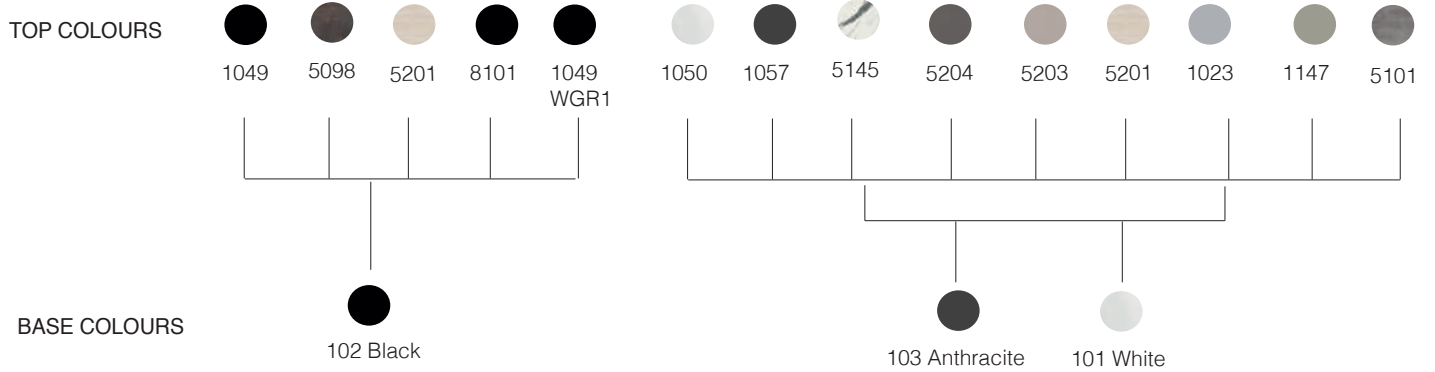


ROLL COFFEE TABLE



1049 - 1050 - 1057 - 5145 - 3039 5098 - 5101 - 5201 - 5203 - 5204 - 1147
1078 - 1023 - 3250 - 3242 - 1049WGR1 8101

222	ø590	H:500
222	ø490	H:500
223	ø690	H:390
223	ø590	H:390
224	790x590	H:320
224	690x590	H:320



ROLL COFFEE TABLE




1049 - 1050 - 1057 - 5145 - 3039

5098 - 5101 - 5201 - 5203 - 5204 - 1147
1078 - 1023 - 3250 - 3242 - WGR1

8101

222	ø590	H:500
222	ø490	H:500
223	ø690	H:390
223	ø590	H:390
224	790x590	H:320
224	690x590	H:320

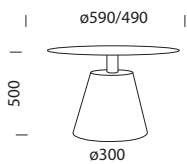
TOP COLOURS



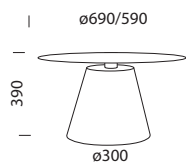
BASE COLOURS



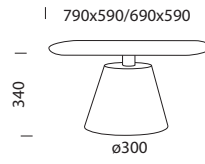
ROLL COFFEE TABLE 222



ROLL COFFEE TABLE 223



ROLL COFFEE TABLE 224



MAXIMA TABLE



3039 - 3120 - 1057 - 1049
1050 - 5145 - 5056

5098 - 5101 - 1049WGR1

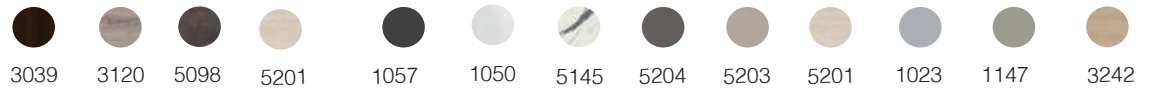
8101 - 5201 - 5203 - 5204 - 3242 - 3250
1023 - 1147 - 1079

2140x990

1790x890

890x890

TOP COLOURS



BASE COLOURS



117 Wenge

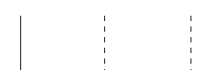




103 Anthracite



101 White

TOP COLOURS



BASE COLOURS



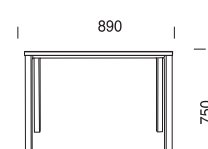
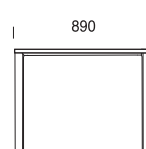

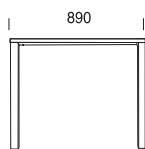
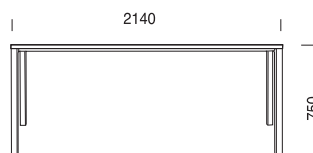
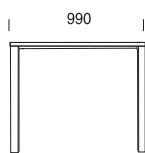
118 Warm Grey



102 Black



104 Taupe



SLIM TABLE



1049 - 1050 - 1057

5101- 5098 - 1049WGR1

8101 - 5201 - 5203 - 5204 - 1023 - 1147 - 1078 - 3242 - 3250

1390x790


1190x790

790x790

990x490 H 500

490x490 H 500

TOP COLOURS



BASE COLOURS

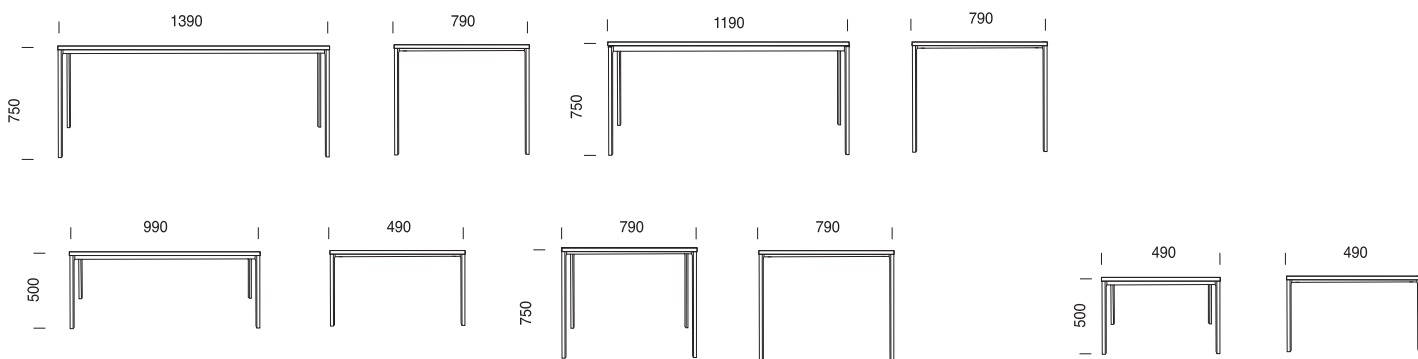



 Table top colours page 220.



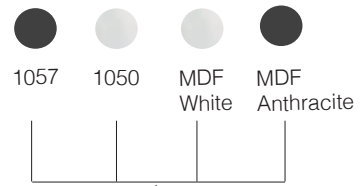
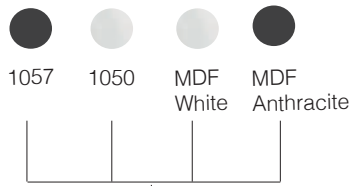
IDEA TABLE

1050-1057

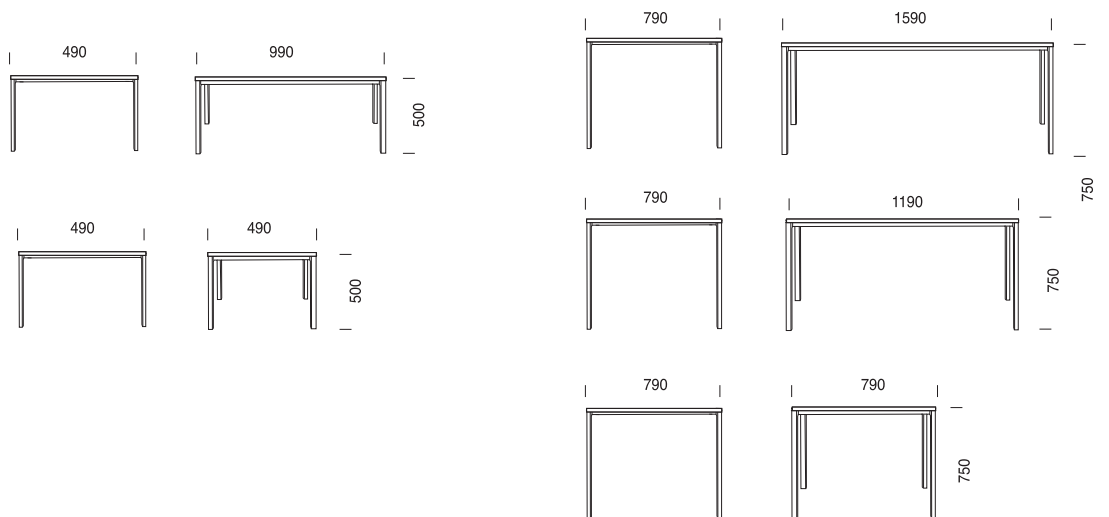
18 MM MDF CORE

1390x790
1190x790
790x790
990x490 H 500
490x490 H 500

TOP COLOURS



BASE COLOURS



TRIO TABLE



1049 - 1050 - 1057

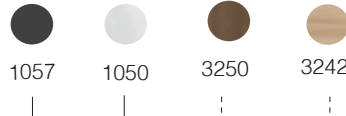
5101-5098-1049WGR1

8101 - 3250 - 3242 - 5201 - 5203 - 5204 - 1147 - 1023 - 1078

2140x990

1790x890


TOP COLOURS



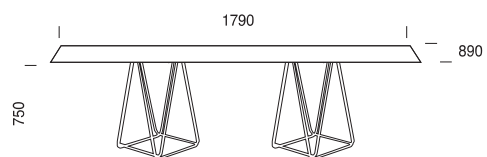
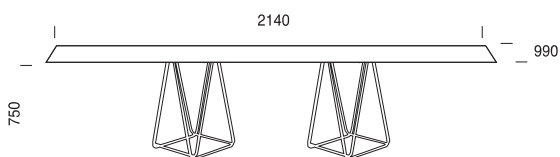
BASE COLOURS



TOP COLOURS



BASE COLOURS



TOWER TABLE



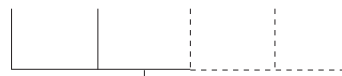

1049 - 1050 - 1057
5145 - 5056

5098 - 5101

5204 - 5203 - 5201 - 1023 - 1147 - 1078 - 8101 - 10WGR1

212 2400x1200

TOP COLOURS



BASE COLOURS



102 Black



103 Anthracite



101 White

TOP COLOURS



BASE COLOURS



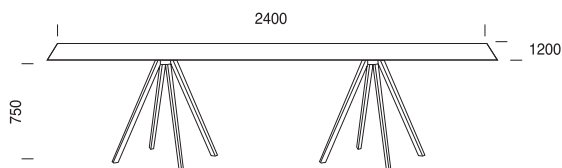
117 Wenge



104 Taupe



118 Warm Grey



TOWER TABLE



1049 - 1050 - 1057
5145 - 5056


5098 - 5101

5201 - 5203 - 5204 - 3242 - 3250
023 - 1147 - 1078 - 8101 - 1049WGR1

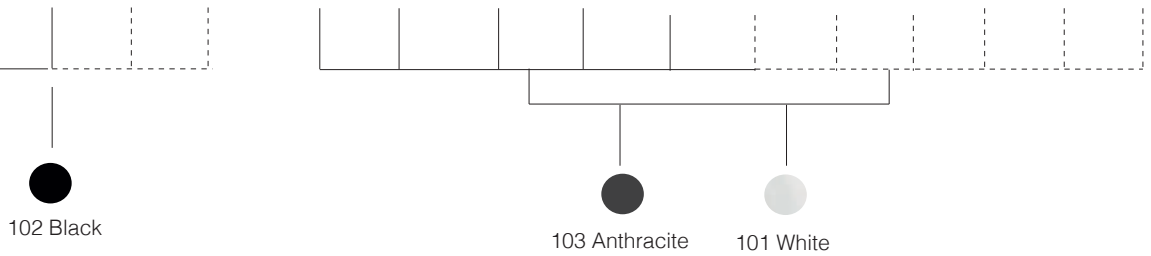
211 2140x990

210 179x890


TOP COLOURS



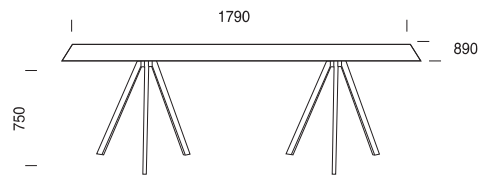
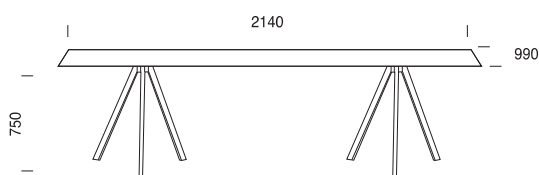
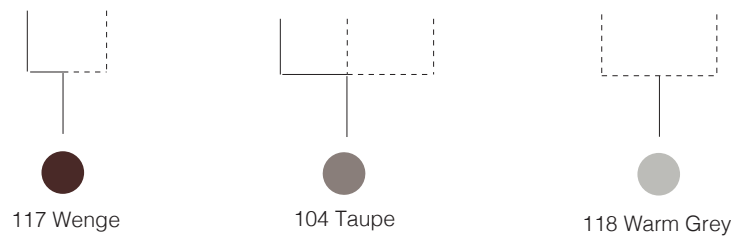
BASE COLOURS



TOP COLOURS



BASE COLOURS



TOWER TABLE

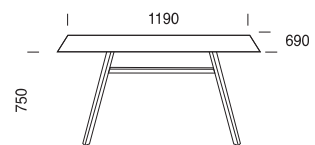
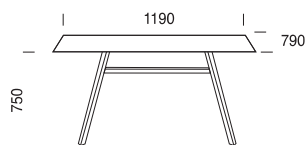
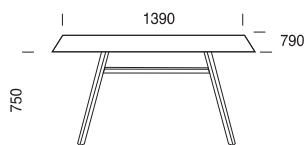
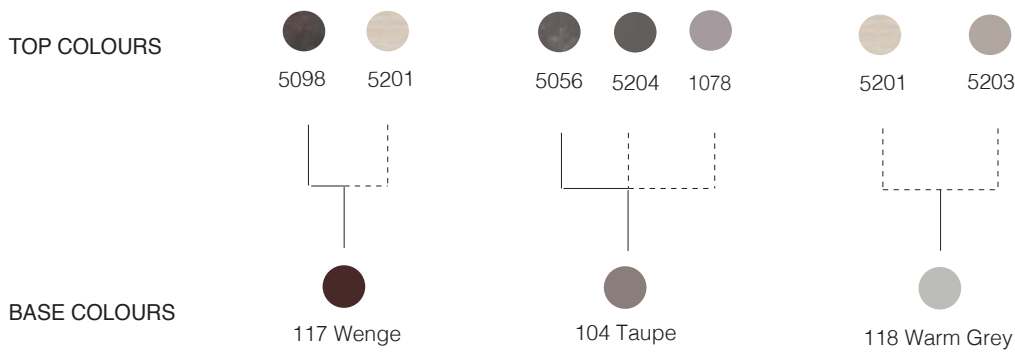
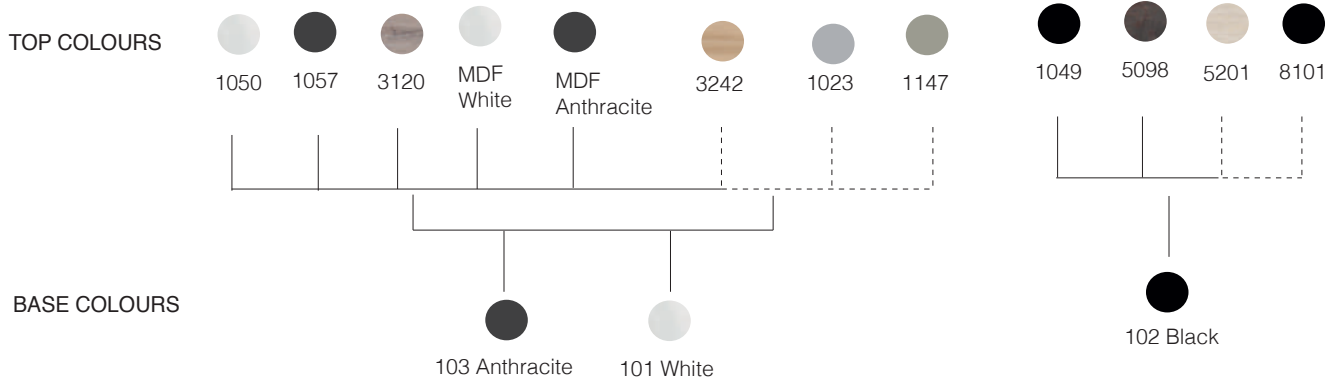


1050 - 1057 - 3120 - 1049 - 5056

18mm MDF CORE

3242 - 3250 - 1023 - 1147 - 1078
5201 - 5203 - 5204 - 5098 - 8101 - 1049WGR1

209	1390x790
209	1190x790
209	1190x690



TOWER SIDE TABLE



5098 - 5101 - 5201
5203 - 5204
1147 - 1023 - 1078
3242 - 3250
1049WGR1

5098 - 5101 - 5201
5203 - 5204
1147 - 1023 - 1078
3242 - 3250
1049WGR1

1049 - 1050 - 1057
5145



1049 - 1050 - 1057
5145

8101


8101

205	ø590 H 400	
206	ø590 H 500	
207	ø590 H 400	590x590 H 400
207	ø690 H 400	690x690 H 400
208	ø590 H 500	590x590 H 500
208	ø690 H 500	690x690 H 500

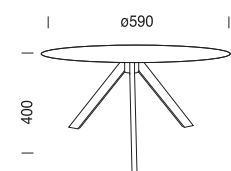
TOP COLOURS



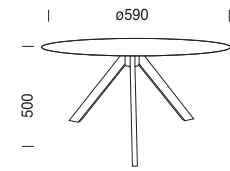
BASE COLOURS



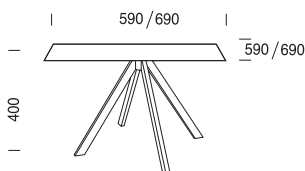
TOWER SIDE TABLE 205



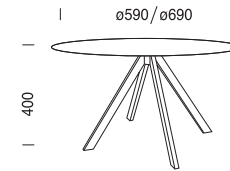
TOWER SIDE TABLE 206



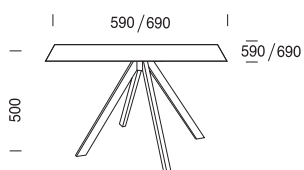
TOWER SIDE TABLE 207



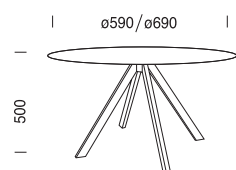
TOWER SIDE TABLE 207



TOWER SIDE TABLE 208



TOWER SIDE TABLE 208



MATT COFFEE TABLE



MATT COFFE TABLE 623



MATT COFFE TABLE 620



MATT COFFE TABLE 622



MATT COFFE TABLE 621



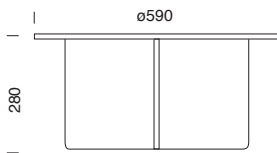
620	ø590	H 280
621	590x590	H 250
622	790x590	H 250
623	1190x590	H 250

BASE & TOP COLOURS

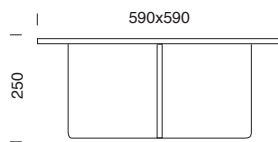


8101
CARBON

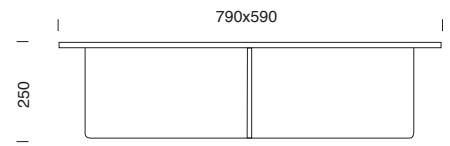
MATT COFFE TABLE 620



MATT COFFE TABLE 621



MATT COFFE TABLE 622



MATT COFFE TABLE 623

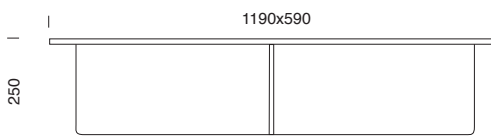



Table top colours page 220.

ADA COFFEE TABLE



3242 - 3250 - 1023 - 1147 - 1078


5101 - 5098 - 5201 - 5303 - 5204
1049WGR1

1049 - 1050 - 5145

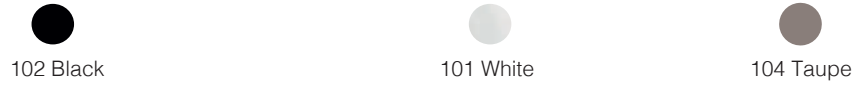
8101

701	490x450	H 400
702	590x590	H 360
703	790x640	H 360
704	890x880	H 320
705	1090x890	H 320

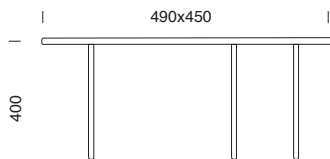
TOP COLOURS



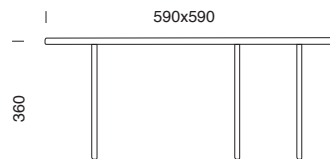
BASE COLOURS



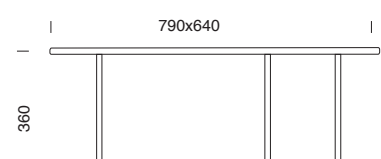
ADA COFFEE TABLE 701



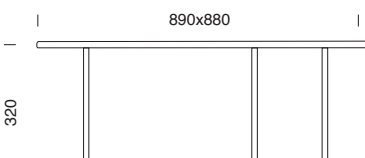
ADA COFFEE TABLE 702



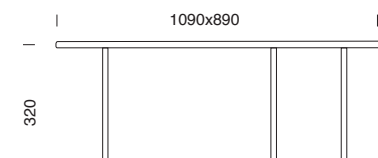
ADA COFFEE TABLE 703




ADA COFFEE TABLE 704



ADA COFFEE TABLE 705



ADA COFFEE TABLE



1049 - 1050 - 5145 3242 - 3250 - 1023 - 1147 - 1078
 5101 - 5098 - 5201 - 5203 - 5204
 1049WGR1 8101

701	490x450	H 400
702	590x590	H 360
703	790x640	H 360
704	890x880	H 320
705	1090x890	H 320

TOP COLOURS



BASE COLOURS

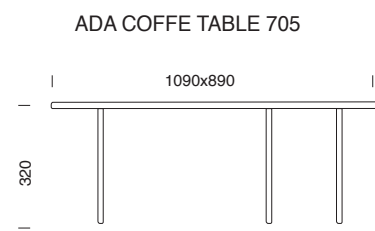
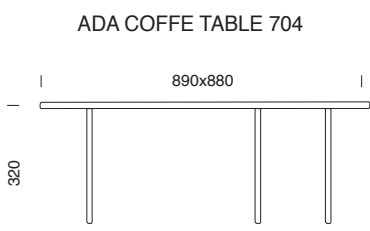
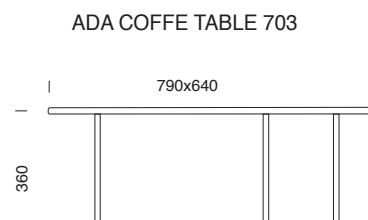
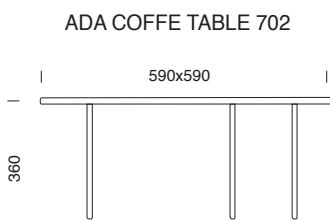
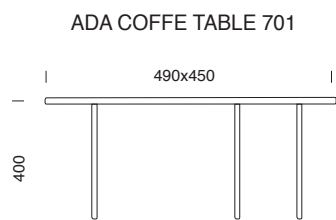



Table top colours page 220.

ADA COFFEE TABLE




1049 - 1050 - 5145

3242 - 3250 - 1023 - 1147 - 1078
5101 - 5098 - 5201 - 5203 - 5204
1049WGR1

8101

701	490x450	H 400
702	590x590	H 360
703	790x640	H 360
704	890x880	H 320
705	1090x890	H 320

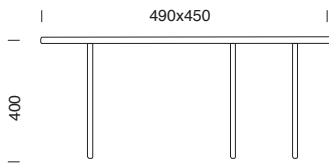
TOP COLOURS



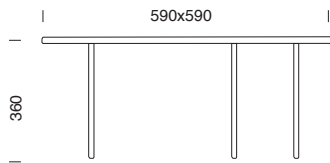
BASE COLOURS



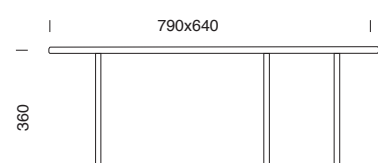
ADA COFFE TABLE 701



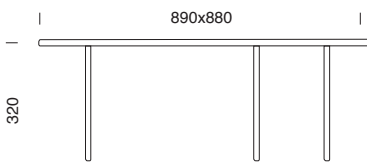
ADA COFFE TABLE 702



ADA COFFE TABLE 703



ADA COFFE TABLE 704



ADA COFFE TABLE 705

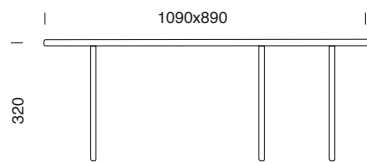
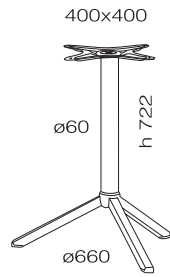


TABLE BASES

pg.147-pg.183

Time 308 Table Base




- 101** White Powder Coated (mat)
- 102** Black Powder Coated (mat)
- 103** Anthracite Powder Coated (mat)
- 104** Taupe Powder Coated (mat)
- 117** Wenge Powder Coated (mat)
- 118** Warm Grey Powder Coated (mat)

APPLICABLE TABLE TOPS

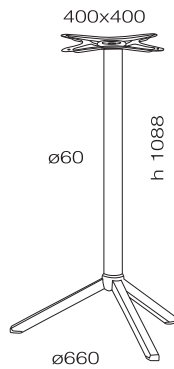


690 / 590

Strengthened
with cataphoresis
application



Time 309 Bar Table Base




- 101** White Powder Coated (mat)
- 102** Black Powder Coated (mat)
- 103** Anthracite Powder Coated (mat)
- 104** Taupe Powder Coated (mat)
- 117** Wenge Powder Coated (mat)
- 118** Warm Grey Powder Coated (mat)

APPLICABLE TABLE TOPS

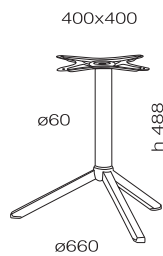


590

Strengthened
with cataphoresis
application



Time 310 SideTable Base




- 101** White Powder Coated (mat)
- 102** Black Powder Coated (mat)
- 103** Anthracite Powder Coated (mat)
- 104** Taupe Powder Coated (mat)
- 117** Wenge Powder Coated (mat)
- 118** Warm Grey Powder Coated (mat)

APPLICABLE TABLE TOPS

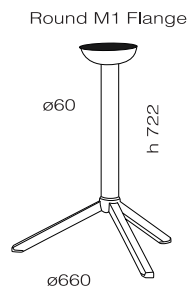


590

Strengthened
with cataphoresis
application



Time 311 Foldable Table Base



- 101** White Powder Coated (mat)
- 102** Black Powder Coated (mat)
- 103** Anthracite Powder Coated (mat)
- 104** Taupe Powder Coated (mat)
- 117** Wenge Powder Coated (mat)
- 118** Warm Grey Powder Coated (mat)

APPLICABLE TABLE TOPS



690 / 590

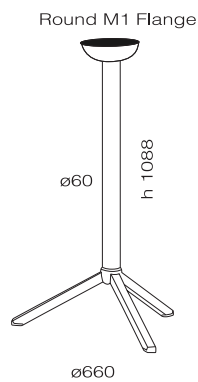
Strengthened
with cataphoresis
application



m³ 0.059



Time 312 Foldable Bar Table Base



- 101** White Powder Coated (mat)
- 102** Black Powder Coated (mat)
- 103** Anthracite Powder Coated (mat)
- 104** Taupe Powder Coated (mat)
- 117** Wenge Powder Coated (mat)
- 118** Warm Grey Powder Coated (mat)

APPLICABLE TABLE TOPS



590

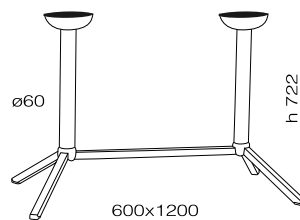
Strengthened
with cataphoresis
application



m³ 0.08



Time 314 Foldable Table Base



- 101** White Powder Coated (mat)
- 102** Black Powder Coated (mat)
- 103** Anthracite Powder Coated (mat)
- 104** Taupe Powder Coated (mat)
- 117** Wenge Powder Coated (mat)
- 118** Warm Grey Powder Coated (mat)

APPLICABLE TABLE TOPS



1390x790 / 1190x790 / 1190x690

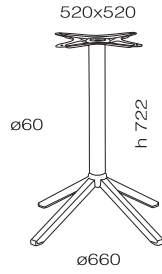
Strengthened
with cataphoresis
application



m³ 0.17

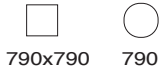


Time 301
Table Base



- 101 White Powder Coated (mat)
- 102 Black Powder Coated (mat)
- 103 Anthracite Powder Coated (mat)
- 104 Taupe Powder Coated (mat)
- 117 Wenge Powder Coated (mat)
- 118 Warm Grey Powder Coated (mat)

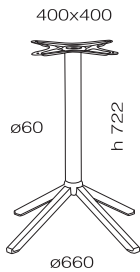
APPLICABLE TABLE TOPS



Strengthened with cataphoresis application




Time 302
Table Base

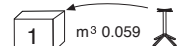


- 101 White Powder Coated (mat)
- 102 Black Powder Coated (mat)
- 103 Anthracite Powder Coated (mat)
- 104 Taupe Powder Coated (mat)
- 117 Wenge Powder Coated (mat)
- 118 Warm Grey Powder Coated (mat)

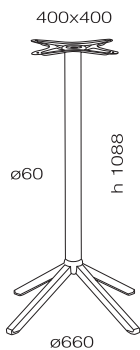
APPLICABLE TABLE TOPS



Strengthened with cataphoresis application

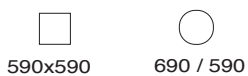


Time 303
Bar Table Base

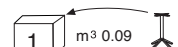


- 101 White Powder Coated (mat)
- 102 Black Powder Coated (mat)
- 103 Anthracite Powder Coated (mat)
- 104 Taupe Powder Coated (mat)
- 117 Wenge Powder Coated (mat)
- 118 Warm Grey Powder Coated (mat)

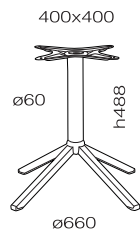
APPLICABLE TABLE TOPS



Strengthened with cataphoresis application



Time 304 Side Table Base



- 101** White Powder Coated (mat)
- 102** Black Powder Coated (mat)
- 103** Anthracite Powder Coated (mat)
- 104** Taupe Powder Coated (mat)
- 117** Wenge Powder Coated (mat)
- 118** Warm Grey Powder Coated (mat)

APPLICABLE TABLE TOPS



690x690 / 590x790 / 590x590

690/590

Strengthened
with cataphoresis
application

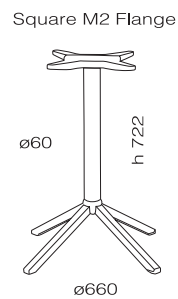


(kg)
4.52



1 m³ 0.059

Time 305 Foldable Table Base



- 101** White Powder Coated (mat)
- 102** Black Powder Coated (mat)
- 103** Anthracite Powder Coated (mat)
- 104** Taupe Powder Coated (mat)
- 117** Wenge Powder Coated (mat)
- 118** Warm Grey Powder Coated (mat)

APPLICABLE TABLE TOPS



790x790

790

Strengthened
with cataphoresis
application

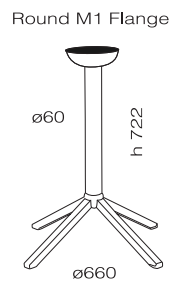


(kg)
5.08



1 m³ 0.059

Time 306 Foldable Table Base



- 101** White Powder Coated (mat)
- 102** Black Powder Coated (mat)
- 103** Anthracite Powder Coated (mat)
- 104** Taupe Powder Coated (mat)
- 117** Wenge Powder Coated (mat)
- 118** Warm Grey Powder Coated (mat)

APPLICABLE TABLE TOPS



690x690 / 590x790 / 590x590

690/590

Strengthened
with cataphoresis
application



(kg)
4.78

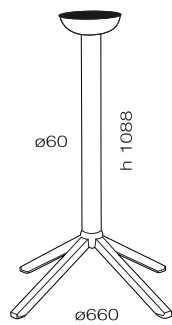


1 m³ 0.059

Time 307 Foldable Bar Table Base



Round M1 Flange



- 101** White Powder Coated (mat)
- 102** Black Powder Coated (mat)
- 103** Anthracite Powder Coated (mat)
- 104** Taupe Powder Coated (mat)
- 117** Wenge Powder Coated (mat)
- 118** Warm Grey Powder Coated (mat)

APPLICABLE TABLE TOPS



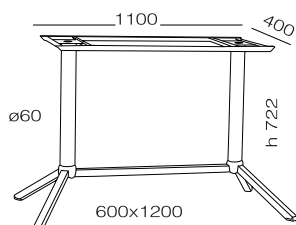
Strengthened
with cataphoresis
application



(kg)
5.58

1 m³ 0.1

Time 313 Table Base



- 101** White Powder Coated (mat)
- 102** Black Powder Coated (mat)
- 103** Anthracite Powder Coated (mat)
- 104** Taupe Powder Coated (mat)
- 117** Wenge Powder Coated (mat)
- 118** Warm Grey Powder Coated (mat)

APPLICABLE TABLE TOPS



1390x790 / 1190x790 / 1190x690

Strengthened
with cataphoresis
application



(kg)
10.5

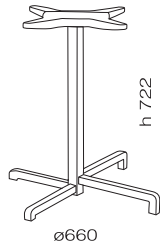
1 m³ 0.17

Table top colours page 220.

Step 321 Foldable Table Base



Square M2 Flange

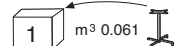


- 101 White Powder Coated (mat)
- 102 Black Powder Coated (mat)
- 103 Anthracite Powder Coated (mat)
- 104 Taupe Powder Coated (mat)
- 117 Wenge Powder Coated (mat)
- 118 Warm Grey Powder Coated (mat)

APPLICABLE TABLE TOPS



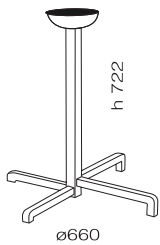
Strengthened with cataphoresis application



Step 322 Foldable Table Base




Round M1 Flange

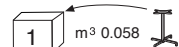


- 101 White Powder Coated (mat)
- 102 Black Powder Coated (mat)
- 103 Anthracite Powder Coated (mat)
- 104 Taupe Powder Coated (mat)
- 117 Wenge Powder Coated (mat)
- 118 Warm Grey Powder Coated (mat)

APPLICABLE TABLE TOPS



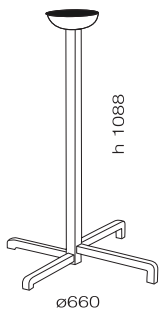
Strengthened with cataphoresis application



Step 323 Foldable Bar Table Base




Round M1 Flange



- 101 White Powder Coated (mat)
- 102 Black Powder Coated (mat)
- 103 Anthracite Powder Coated (mat)
- 104 Taupe Powder Coated (mat)
- 117 Wenge Powder Coated (mat)
- 118 Warm Grey Powder Coated (mat)

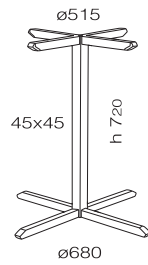
APPLICABLE TABLE TOPS



Strengthened with cataphoresis application



Slim-X 350 Table Base



- 101** White Powder Coated (mat)
- 102** Black Powder Coated (mat)
- 103** Anthracite Powder Coated (mat)
- 104** Taupe Powder Coated (mat)
- 111** Brick red Powder Coated (mat)
- 112** Green Powder Coated (mat)
- 110** Yellow Powder Coated (mat)
- 115** Grey Powder Coated (mat)
- 117** Wenge Powder Coated (mat)
- 118** Warm Grey Powder Coated (mat)
- 123** Aqua Blue Powder Coated (mat)

APPLICABLE TABLE TOPS



790x790 790

Strengthened
with cathaphoresis
application



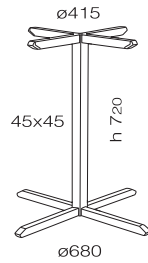
Polyurethane
adjustable foot
with stainless
steel screw



$m^3 0.44$




Slim-X 351 Table Base



- 101** White Powder Coated (mat)
- 102** Black Powder Coated (mat)
- 103** Anthracite Powder Coated (mat)
- 104** Taupe Powder Coated (mat)
- 111** Brick red Powder Coated (mat)
- 112** Green Powder Coated (mat)
- 110** Yellow Powder Coated (mat)
- 115** Grey Powder Coated (mat)
- 117** Wenge Powder Coated (mat)
- 118** Warm Grey Powder Coated (mat)
- 123** Aqua Blue Powder Coated (mat)

APPLICABLE TABLE TOPS



690x690 / 590x790 / 590x590 690/590

Strengthened
with cathaphoresis
application



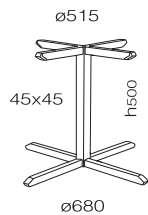
Polyurethane
adjustable foot
with stainless
steel screw



$m^3 0.44$

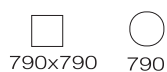


Slim-X 352 Side Table Base



- 101** White Powder Coated (mat)
- 102** Black Powder Coated (mat)
- 103** Anthracite Powder Coated (mat)
- 104** Taupe Powder Coated (mat)
- 111** Brick red Powder Coated (mat)
- 112** Green Powder Coated (mat)
- 110** Yellow Powder Coated (mat)
- 115** Grey Powder Coated (mat)
- 117** Wenge Powder Coated (mat)
- 118** Warm Grey Powder Coated (mat)
- 123** Aqua Blue Powder Coated (mat)

APPLICABLE TABLE TOPS



790x790 790

Strengthened
with cathaphoresis
application



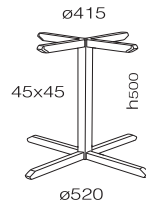
Polyurethane
adjustable foot
with stainless
steel screw



$m^3 0.44$



Slim-X 353 Side Table Base



- 101 White Powder Coated (mat)**
- 102 Black Powder Coated (mat)**
- 103 Anthracite Powder Coated (mat)**
- 104 Taupe Powder Coated (mat)**
- 111 Brick red Powder Coated (mat)**
- 112 Green Powder Coated (mat)**
- 110 Yellow Powder Coated (mat)**
- 115 Grey Powder Coated (mat)**
- 117 Wenge Powder Coated (mat)**
- 118 Warm Grey Powder Coated (mat)**
- 123 Aqua Blue Powder Coated (mat)**

APPLICABLE TABLE TOPS



690x690 / 590x790 / 590x590



690/590

Strengthened with cataphoresis application



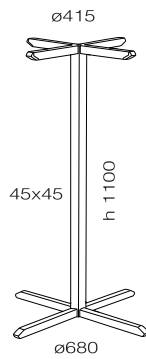
Polyurethane adjustable foot with stainless steel screw



(kg) 4.15



Slim-X 354 Bar Table Base



- 101 White Powder Coated (mat)**
- 102 Black Powder Coated (mat)**
- 103 Anthracite Powder Coated (mat)**
- 104 Taupe Powder Coated (mat)**
- 111 Brick red Powder Coated (mat)**
- 112 Green Powder Coated (mat)**
- 110 Yellow Powder Coated (mat)**
- 115 Grey Powder Coated (mat)**
- 117 Wenge Powder Coated (mat)**
- 118 Warm Grey Powder Coated (mat)**
- 123 Aqua Blue Powder Coated (mat)**

APPLICABLE TABLE TOPS



690x690 / 590x790 / 590x590



690/590

Strengthened with cataphoresis application



Polyurethane adjustable foot with stainless steel screw



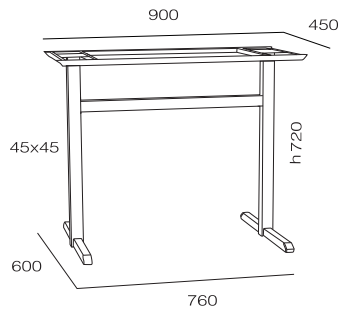
(kg) 6.30



m³ 0.46



Slim-X 355 Table Base



- 101 White Powder Coated (mat)**
- 102 Black Powder Coated (mat)**
- 103 Anthracite Powder Coated (mat)**
- 104 Taupe Powder Coated (mat)**
- 111 Brick red Powder Coated (mat)**
- 112 Green Powder Coated (mat)**
- 110 Yellow Powder Coated (mat)**
- 115 Grey Powder Coated (mat)**
- 117 Wenge Powder Coated (mat)**
- 118 Warm Grey Powder Coated (mat)**
- 123 Aqua Blue Powder Coated (mat)**

APPLICABLE TABLE TOPS



1390x790 / 1190x790 / 1190x690

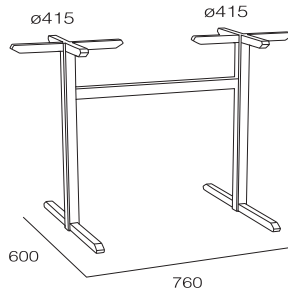
Strengthened
with cathoporesis
application



Polyurethane
adjustable foot
with stainless
steel screw



Slim-X 356 Twin Table Base



- 101 White Powder Coated (mat)**
- 102 Black Powder Coated (mat)**
- 103 Anthracite Powder Coated (mat)**
- 104 Taupe Powder Coated (mat)**
- 111 Brick red Powder Coated (mat)**
- 112 Green Powder Coated (mat)**
- 110 Yellow Powder Coated (mat)**
- 115 Grey Powder Coated (mat)**
- 117 Wenge Powder Coated (mat)**
- 118 Warm Grey Powder Coated (mat)**
- 123 Aqua Blue Powder Coated (mat)**

APPLICABLE TABLE TOPS



690x590



690x590

Strengthened
with cathoporesis
application

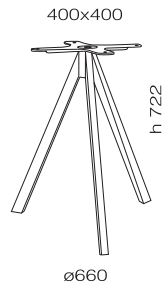


Polyurethane
adjustable foot
with stainless
steel screw



Table top colours page 220.

Tower 201 Table Base



- 101** White Powder Coated (mat)
- 102** Black Powder Coated (mat)
- 103** Anthracite Powder Coated (mat)
- 104** Taupe Powder Coated (mat)
- 117** Wenge Powder Coated (mat)
- 118** Warm Grey Powder Coated (mat)

APPLICABLE TABLE TOPS



690 / 590

Strengthened
with cataphoresis
application



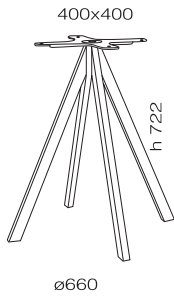
5.00



1 m³ 0.22



Tower 202 Table Base



- 101** White Powder Coated (mat)
- 102** Black Powder Coated (mat)
- 103** Anthracite Powder Coated (mat)
- 104** Taupe Powder Coated (mat)
- 117** Wenge Powder Coated (mat)
- 118** Warm Grey Powder Coated (mat)

APPLICABLE TABLE TOPS



690x690 / 590x790 / 590x590



690/590

Strengthened
with cataphoresis
application



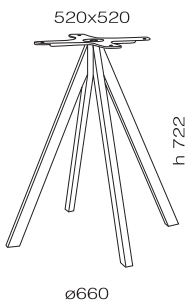
6.30



1 m³ 0.19



Tower 203 Table Base



- 101** White Powder Coated (mat)
- 102** Black Powder Coated (mat)
- 103** Anthracite Powder Coated (mat)
- 104** Taupe Powder Coated (mat)
- 117** Wenge Powder Coated (mat)
- 118** Warm Grey Powder Coated (mat)

APPLICABLE TABLE TOPS



890x890 / 790x790



890 / 790

Strengthened
with cataphoresis
application



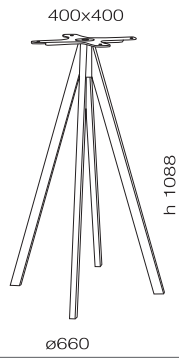
6.80



1 m³ 0.19



Tower 204 Bar Table Base



-   **101** White Powder Coated (mat)
-   **102** Black Powder Coated (mat)
-   **103** Anthracite Powder Coated (mat)
-   **104** Taupe Powder Coated (mat)
-   **117** Wenge Powder Coated (mat)
-   **118** Warm Grey Powder Coated (mat)

APPLICABLE TABLE TOPS



690x690 / 590x790 / 590x590



690/590

Strengthened
with cataphoresis
application



 7.70

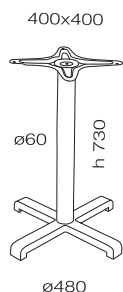
 1

m³ 0.28



 Table top colours page 220.

Plus 360 Table Base



- 101** White Powder Coated (mat)
- 102** Black Powder Coated (mat)
- 103** Anthracite Powder Coated (mat)
- 104** Taupe Powder Coated (mat)
- 111** Brick red Powder Coated (mat)
- 112** Green Powder Coated (mat)
- 110** Yellow Powder Coated (mat)
- 115** Grey Powder Coated (mat)
- 117** Wenge Powder Coated (mat)
- 118** Warm Grey Powder Coated (mat)
- 123** Aqua Blue Powder Coated (mat)

APPLICABLE TABLE TOPS



690x690 / 590x790 / 590x590

690/590

Strengthened
with cathaphoresis
application



adjustable foot



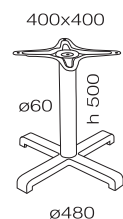
(kg)
5.50



1 m³ 0.03



Plus 361 Side Table Base



- 101** White Powder Coated (mat)
- 102** Black Powder Coated (mat)
- 103** Anthracite Powder Coated (mat)
- 104** Taupe Powder Coated (mat)
- 111** Brick red Powder Coated (mat)
- 112** Green Powder Coated (mat)
- 110** Yellow Powder Coated (mat)
- 115** Grey Powder Coated (mat)
- 117** Wenge Powder Coated (mat)
- 118** Warm Grey Powder Coated (mat)
- 123** Aqua Blue Powder Coated (mat)

APPLICABLE TABLE TOPS



690x690 / 590x790 / 590x590 / 490x490

690 / 590 / 490

Strengthened
with cathaphoresis
application



adjustable foot



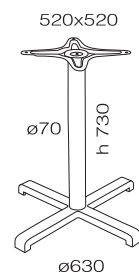
(kg)
5.00



1 m³ 0.03



Plus 362 Table Base



- 101** White Powder Coated (mat)
- 102** Black Powder Coated (mat)
- 103** Anthracite Powder Coated (mat)
- 104** Taupe Powder Coated (mat)
- 111** Brick red Powder Coated (mat)
- 112** Green Powder Coated (mat)
- 110** Yellow Powder Coated (mat)
- 115** Grey Powder Coated (mat)
- 117** Wenge Powder Coated (mat)
- 118** Warm Grey Powder Coated (mat)
- 123** Aqua Blue Powder Coated (mat)

APPLICABLE TABLE TOPS



790x790

790

Strengthened
with cathaphoresis
application



adjustable foot



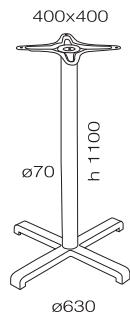
(kg)
6.40



1 m³ 0.03



Plus 363 Bar Table Base



- 101** White Powder Coated (mat)
- 102** Black Powder Coated (mat)
- 103** Anthracite Powder Coated (mat)
- 104** Taupe Powder Coated (mat)
- 111** Brick red Powder Coated (mat)
- 112** Green Powder Coated (mat)
- 110** Yellow Powder Coated (mat)
- 115** Grey Powder Coated (mat)
- 117** Wenge Powder Coated (mat)
- 118** Warm Grey Powder Coated (mat)
- 123** Aqua Blue Powder Coated (mat)

APPLICABLE TABLE TOPS



690x690 / 590x790 / 590x590



690/590

Strengthened
with cataphoresis
application



adjustable foot



7.00

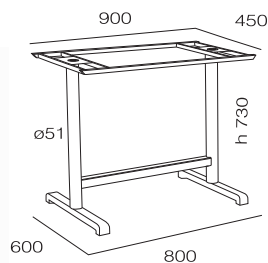


1

m³ 0.06



Plus 364 Table Base



- 101** White Powder Coated (mat)
- 102** Black Powder Coated (mat)
- 103** Anthracite Powder Coated (mat)
- 104** Taupe Powder Coated (mat)
- 111** Brick red Powder Coated (mat)
- 112** Green Powder Coated (mat)
- 110** Yellow Powder Coated (mat)
- 115** Grey Powder Coated (mat)
- 117** Wenge Powder Coated (mat)
- 118** Warm Grey Powder Coated (mat)
- 123** Aqua Blue Powder Coated (mat)

APPLICABLE TABLE TOPS



1390x790 / 1190x790 / 1190x690

Strengthened
with cataphoresis
application



adjustable foot



11.00

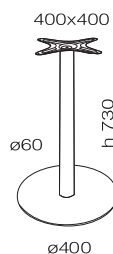


1

m³ 0.035



Lotus Round 500 Table Base



- 101** White Powder Coated (mat)
- 102** Black Powder Coated (mat)
- 103** Anthracite Powder Coated (mat)
- 104** Taupe Powder Coated (mat)
- 111** Brick red Powder Coated (mat)
- 112** Green Powder Coated (mat)
- 110** Yellow Powder Coated (mat)
- 115** Grey Powder Coated (mat)
- 117** Wenge Powder Coated (mat)
- 118** Warm Grey Powder Coated (mat)
- 123** Aqua Blue Powder Coated (mat)

APPLICABLE TABLE TOPS



490

Strengthened
with cataphoresis
application



adjustable foot



1

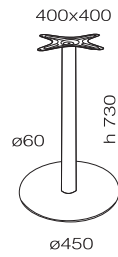


1

m³ 0.036



Lotus Round 501 Table Base



- 101** White Powder Coated (mat)
- 102** Black Powder Coated (mat)
- 103** Anthracite Powder Coated (mat)
- 104** Taupe Powder Coated (mat)
- 111** Brick red Powder Coated (mat)
- 112** Green Powder Coated (mat)
- 110** Yellow Powder Coated (mat)
- 115** Grey Powder Coated (mat)
- 117** Wenge Powder Coated (mat)
- 118** Warm Grey Powder Coated (mat)
- 123** Aqua Blue Powder Coated (mat)

APPLICABLE TABLE TOPS



690x690 / 590x790 / 590x590

690/590

Strengthened
with cathaphoresis
application



adjustable foot



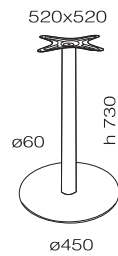
13.00



m³ 0.036



Lotus Round 502 Table Base



- 101** White Powder Coated (mat)
- 102** Black Powder Coated (mat)
- 103** Anthracite Powder Coated (mat)
- 104** Taupe Powder Coated (mat)
- 111** Brick red Powder Coated (mat)
- 112** Green Powder Coated (mat)
- 110** Yellow Powder Coated (mat)
- 115** Grey Powder Coated (mat)
- 117** Wenge Powder Coated (mat)
- 118** Warm Grey Powder Coated (mat)
- 123** Aqua Blue Powder Coated (mat)

APPLICABLE TABLE TOPS



790x790

890/790

Strengthened
with cathaphoresis
application



adjustable foot



13.50



m³ 0.036



Lotus Round 503 Bar Table Base



- 101** White Powder Coated (mat)
- 102** Black Powder Coated (mat)
- 103** Anthracite Powder Coated (mat)
- 104** Taupe Powder Coated (mat)
- 111** Brick red Powder Coated (mat)
- 112** Green Powder Coated (mat)
- 110** Yellow Powder Coated (mat)
- 115** Grey Powder Coated (mat)
- 117** Wenge Powder Coated (mat)
- 118** Warm Grey Powder Coated (mat)
- 123** Aqua Blue Powder Coated (mat)

APPLICABLE TABLE TOPS



690x690 / 590x790 / 590x590

690/590

Strengthened
with cathaphoresis
application



adjustable foot



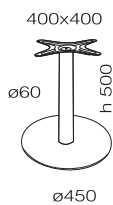
14.00



m³ 0.036

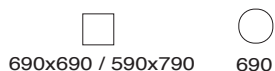


Lotus Round 504 Side Table Base



- 101** White Powder Coated (mat)
- 102** Black Powder Coated (mat)
- 103** Anthracite Powder Coated (mat)
- 104** Taupe Powder Coated (mat)
- 111** Brick red Powder Coated (mat)
- 112** Green Powder Coated (mat)
- 110** Yellow Powder Coated (mat)
- 115** Grey Powder Coated (mat)
- 117** Wenge Powder Coated (mat)
- 118** Warm Grey Powder Coated (mat)
- 123** Aqua Blue Powder Coated (mat)

APPLICABLE TABLE TOPS



Strengthened with cathaphoresis application



adjustable foot



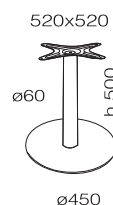
(kg) 12.00



m³ 0.025




Lotus Round 505 Side Table Base



- 101** White Powder Coated (mat)
- 102** Black Powder Coated (mat)
- 103** Anthracite Powder Coated (mat)
- 104** Taupe Powder Coated (mat)
- 111** Brick red Powder Coated (mat)
- 112** Green Powder Coated (mat)
- 110** Yellow Powder Coated (mat)
- 115** Grey Powder Coated (mat)
- 117** Wenge Powder Coated (mat)
- 118** Warm Grey Powder Coated (mat)
- 123** Aqua Blue Powder Coated (mat)

APPLICABLE TABLE TOPS



Strengthened with cathaphoresis application



adjustable foot



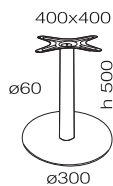
(kg) 12.50



m³ 0.025



Lotus Round 506 Side Table Base



- 101** White Powder Coated (mat)
- 102** Black Powder Coated (mat)
- 103** Anthracite Powder Coated (mat)
- 104** Taupe Powder Coated (mat)
- 111** Brick red Powder Coated (mat)
- 112** Green Powder Coated (mat)
- 110** Yellow Powder Coated (mat)
- 115** Grey Powder Coated (mat)
- 117** Wenge Powder Coated (mat)
- 118** Warm Grey Powder Coated (mat)
- 123** Aqua Blue Powder Coated (mat)

APPLICABLE TABLE TOPS



Strengthened with cathaphoresis application



adjustable foot



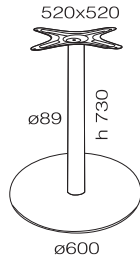
(kg) 7.00



m³ 0.012



Lotus Round 507 Table Base



- 101 White Powder Coated (mat)**
- 102 Black Powder Coated (mat)**
- 103 Anthracite Powder Coated (mat)**
- 104 Taupe Powder Coated (mat)**
- 111 Brick red Powder Coated (mat)**
- 112 Green Powder Coated (mat)**
- 110 Yellow Powder Coated (mat)**
- 115 Grey Powder Coated (mat)**
- 117 Wenge Powder Coated (mat)**
- 118 Warm Grey Powder Coated (mat)**
- 123 Aqua Blue Powder Coated (mat)**

APPLICABLE TABLE TOPS

890x890 / 790x790

1190 / 990 / 890 / 790

Strengthened with cathaphoresis application



adjustable foot



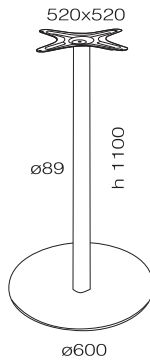
(kg) 28.00

1

m³ 0.047



Lotus Round 508 Bar Table Base



- 101 White Powder Coated (mat)**
- 102 Black Powder Coated (mat)**
- 103 Anthracite Powder Coated (mat)**
- 104 Taupe Powder Coated (mat)**
- 111 Brick red Powder Coated (mat)**
- 112 Green Powder Coated (mat)**
- 110 Yellow Powder Coated (mat)**
- 115 Grey Powder Coated (mat)**
- 117 Wenge Powder Coated (mat)**
- 118 Warm Grey Powder Coated (mat)**
- 123 Aqua Blue Powder Coated (mat)**

APPLICABLE TABLE TOPS

790x790

790

Strengthened with cathaphoresis application



adjustable foot



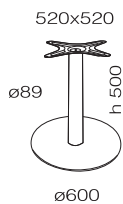
(kg) 24.45

1

m³ 0.047



Lotus Round 509 Side Table Base



- 101 White Powder Coated (mat)**
- 102 Black Powder Coated (mat)**
- 103 Anthracite Powder Coated (mat)**
- 104 Taupe Powder Coated (mat)**
- 111 Brick red Powder Coated (mat)**
- 112 Green Powder Coated (mat)**
- 110 Yellow Powder Coated (mat)**
- 115 Grey Powder Coated (mat)**
- 117 Wenge Powder Coated (mat)**
- 118 Warm Grey Powder Coated (mat)**
- 123 Aqua Blue Powder Coated (mat)**

APPLICABLE TABLE TOPS

890x890 / 790x790

1190 / 990 / 890 / 790

Strengthened with cathaphoresis application



adjustable foot



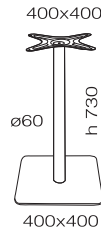
(kg) 21.10

1

m³ 0.025



Lotus Square 400 Table Base



- 101** White Powder Coated (mat)
- 102** Black Powder Coated (mat)
- 103** Anthracite Powder Coated (mat)
- 104** Taupe Powder Coated (mat)
- 111** Brick red Powder Coated (mat)
- 112** Green Powder Coated (mat)
- 110** Yellow Powder Coated (mat)
- 115** Grey Powder Coated (mat)
- 117** Wenge Powder Coated (mat)
- 118** Warm Grey Powder Coated (mat)
- 123** Aqua Blue Powder Coated (mat)

APPLICABLE TABLE TOPS



690x690 / 590x790 / 590x590

690

Strengthened
with cataphoresis
application



adjustable foot



(kg)
13.50

1 m³ 0.033

Lotus Square 401 Bar Table Base



- 101** White Powder Coated (mat)
- 102** Black Powder Coated (mat)
- 103** Anthracite Powder Coated (mat)
- 104** Taupe Powder Coated (mat)
- 111** Brick red Powder Coated (mat)
- 112** Green Powder Coated (mat)
- 110** Yellow Powder Coated (mat)
- 115** Grey Powder Coated (mat)
- 117** Wenge Powder Coated (mat)
- 118** Warm Grey Powder Coated (mat)
- 123** Aqua Blue Powder Coated (mat)

APPLICABLE TABLE TOPS



590x590

590

Strengthened
with cataphoresis
application



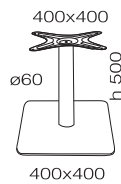
adjustable foot



(kg)
14.50

1 m³ 0.049

Lotus Square 402 Side Table Base



- 101** White Powder Coated (mat)
- 102** Black Powder Coated (mat)
- 103** Anthracite Powder Coated (mat)
- 104** Taupe Powder Coated (mat)
- 111** Brick red Powder Coated (mat)
- 112** Green Powder Coated (mat)
- 110** Yellow Powder Coated (mat)
- 115** Grey Powder Coated (mat)
- 117** Wenge Powder Coated (mat)
- 118** Warm Grey Powder Coated (mat)
- 123** Aqua Blue Powder Coated (mat)

APPLICABLE TABLE TOPS



690x690 / 590x790 / 590x590 / 490x490

690 / 590 / 490

Strengthened
with cataphoresis
application



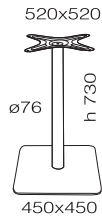
adjustable foot



(kg)
12.50


1 m³ 0.022

Lotus Square 403 Table Base



- 101** White Powder Coated (mat)
- 102** Black Powder Coated (mat)
- 103** Anthracite Powder Coated (mat)
- 104** Taupe Powder Coated (mat)
- 111** Brick red Powder Coated (mat)
- 112** Green Powder Coated (mat)
- 110** Yellow Powder Coated (mat)
- 115** Grey Powder Coated (mat)
- 117** Wenge Powder Coated (mat)
- 118** Warm Grey Powder Coated (mat)
- 123** Aqua Blue Powder Coated (mat)

APPLICABLE TABLE TOPS



Strengthened
with cathaphoresis
application



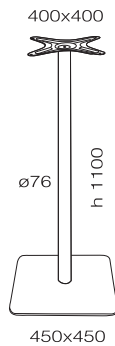
adjustable foot



m³ 0.036




Lotus Square 404 Bar Table Base



- 101** White Powder Coated (mat)
- 102** Black Powder Coated (mat)
- 103** Anthracite Powder Coated (mat)
- 104** Taupe Powder Coated (mat)
- 111** Brick red Powder Coated (mat)
- 112** Green Powder Coated (mat)
- 110** Yellow Powder Coated (mat)
- 115** Grey Powder Coated (mat)
- 117** Wenge Powder Coated (mat)
- 118** Warm Grey Powder Coated (mat)
- 123** Aqua Blue Powder Coated (mat)

APPLICABLE TABLE TOPS



Strengthened
with cathaphoresis
application



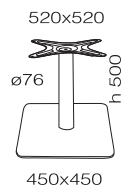

adjustable foot



m³ 0.055




Lotus Square 405 Side Table Base



- 101** White Powder Coated (mat)
- 102** Black Powder Coated (mat)
- 103** Anthracite Powder Coated (mat)
- 104** Taupe Powder Coated (mat)
- 111** Brick red Powder Coated (mat)
- 112** Green Powder Coated (mat)
- 110** Yellow Powder Coated (mat)
- 115** Grey Powder Coated (mat)
- 117** Wenge Powder Coated (mat)
- 118** Warm Grey Powder Coated (mat)
- 123** Aqua Blue Powder Coated (mat)

APPLICABLE TABLE TOPS



Strengthened
with cathaphoresis
application



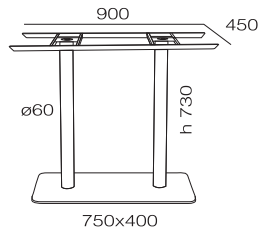
adjustable foot



m³ 0.022



Lotus Square 406 Table Base



- 101** White Powder Coated (mat)
- 102** Black Powder Coated (mat)
- 103** Anthracite Powder Coated (mat)
- 104** Taupe Powder Coated (mat)
- 111** Brick red Powder Coated (mat)
- 112** Green Powder Coated (mat)
- 110** Yellow Powder Coated (mat)
- 115** Grey Powder Coated (mat)
- 117** Wenge Powder Coated (mat)
- 118** Warm Grey Powder Coated (mat)
- 123** Aqua Blue Powder Coated (mat)

APPLICABLE TABLE TOPS



1390x790 / 1190x790 / 1190 x 690 / 1190x590

Strengthened
with cathoporesis
application



adjustable foot

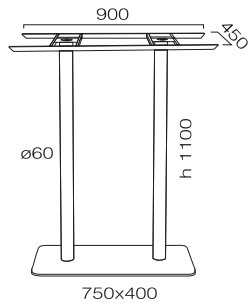


(kg)
26.50



m³ 0.036

Lotus Square 407 Bar Table Base



- 101** White Powder Coated (mat)
- 102** Black Powder Coated (mat)
- 103** Anthracite Powder Coated (mat)
- 104** Taupe Powder Coated (mat)
- 111** Brick red Powder Coated (mat)
- 112** Green Powder Coated (mat)
- 110** Yellow Powder Coated (mat)
- 115** Grey Powder Coated (mat)
- 117** Wenge Powder Coated (mat)
- 118** Warm Grey Powder Coated (mat)
- 123** Aqua Blue Powder Coated (mat)

APPLICABLE TABLE TOPS



1190x690 / 1190x590

Strengthened
with cathoporesis
application



adjustable foot



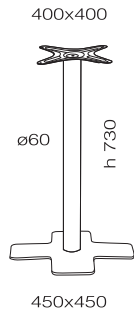
(kg)
28.00



m³ 0.049

Table top colours page 220.

Oxo 601 Table Base



- 101** White Powder Coated (mat)
- 102** Black Powder Coated (mat)
- 103** Anthracite Powder Coated (mat)
- 104** Taupe Powder Coated (mat)
- 111** Brick red Powder Coated (mat)
- 112** Green Powder Coated (mat)
- 110** Yellow Powder Coated (mat)
- 115** Grey Powder Coated (mat)
- 117** Wenge Powder Coated (mat)
- 118** Warm Grey Powder Coated (mat)
- 123** Aqua Blue Powder Coated (mat)

APPLICABLE TABLE TOPS

690x690 / 590x790 / 590x590

690 / 590

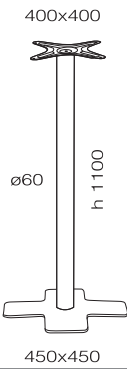
Strengthened with cathaphoresis application

adjustable foot

10.50

1 m³ 0.056

Oxo 602 Bar Table Base



- 101** White Powder Coated (mat)
- 102** Black Powder Coated (mat)
- 103** Anthracite Powder Coated (mat)
- 104** Taupe Powder Coated (mat)
- 111** Brick red Powder Coated (mat)
- 112** Green Powder Coated (mat)
- 110** Yellow Powder Coated (mat)
- 115** Grey Powder Coated (mat)
- 117** Wenge Powder Coated (mat)
- 118** Warm Grey Powder Coated (mat)
- 123** Aqua Blue Powder Coated (mat)

APPLICABLE TABLE TOPS

590x590 590

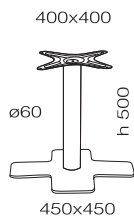
Strengthened with cathaphoresis application

adjustable foot

11.50

1 m³ 0.05

Oxo 603 Side Table Base



- 101** White Powder Coated (mat)
- 102** Black Powder Coated (mat)
- 103** Anthracite Powder Coated (mat)
- 104** Taupe Powder Coated (mat)
- 111** Brick red Powder Coated (mat)
- 112** Green Powder Coated (mat)
- 110** Yellow Powder Coated (mat)
- 115** Grey Powder Coated (mat)
- 117** Wenge Powder Coated (mat)
- 118** Warm Grey Powder Coated (mat)
- 123** Aqua Blue Powder Coated (mat)

APPLICABLE TABLE TOPS

690x690 / 590x790 / 590x590 / 490x490

690 / 590 / 490

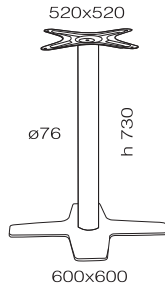
Strengthened with cathaphoresis application

adjustable foot

9.50

1 m³ 0.037

Oxo 604 Table Base



- 101 White Powder Coated (mat)
- 102 Black Powder Coated (mat)
- 103 Anthracite Powder Coated (mat)
- 104 Taupe Powder Coated (mat)
- 111 Brick red Powder Coated (mat)
- 112 Green Powder Coated (mat)
- 110 Yellow Powder Coated (mat)
- 115 Grey Powder Coated (mat)
- 117 Wenge Powder Coated (mat)
- 118 Warm Grey Powder Coated (mat)
- 123 Aqua Blue Powder Coated (mat)

APPLICABLE TABLE TOPS

890x890 / 790x790

890 / 790

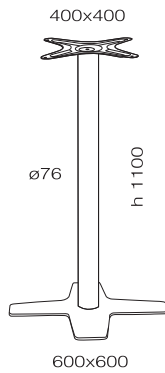
Strengthened with cathaphoresis application

adjustable foot

13.00

1 m³ 0.073

Oxo 605 Bar Table Base



- 101 White Powder Coated (mat)
- 102 Black Powder Coated (mat)
- 103 Anthracite Powder Coated (mat)
- 104 Taupe Powder Coated (mat)
- 111 Brick red Powder Coated (mat)
- 112 Green Powder Coated (mat)
- 110 Yellow Powder Coated (mat)
- 115 Grey Powder Coated (mat)
- 117 Wenge Powder Coated (mat)
- 118 Warm Grey Powder Coated (mat)
- 123 Aqua Blue Powder Coated (mat)

APPLICABLE TABLE TOPS

690x690 / 590x790

690

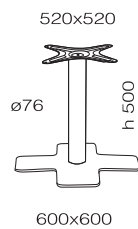
Strengthened with cathaphoresis application

adjustable foot

14.50

1 m³ 0.10

Oxo 606 Side Table Base



- 101 White Powder Coated (mat)
- 102 Black Powder Coated (mat)
- 103 Anthracite Powder Coated (mat)
- 104 Taupe Powder Coated (mat)
- 111 Brick red Powder Coated (mat)
- 112 Green Powder Coated (mat)
- 110 Yellow Powder Coated (mat)
- 115 Grey Powder Coated (mat)
- 117 Wenge Powder Coated (mat)
- 118 Warm Grey Powder Coated (mat)
- 123 Aqua Blue Powder Coated (mat)

APPLICABLE TABLE TOPS

890x890 / 790x790

890 / 790

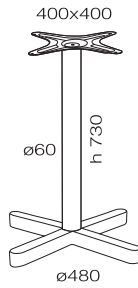
Strengthened with cathaphoresis application

adjustable foot

12.22

1 m³ 0.037

Kross 370 Table Base



- 101 White Powder Coated (mat)
- 102 Black Powder Coated (mat)
- 103 Anthracite Powder Coated (mat)
- 104 Taupe Powder Coated (mat)
- 111 Brick red Powder Coated (mat)
- 112 Green Powder Coated (mat)
- 110 Yellow Powder Coated (mat)
- 115 Grey Powder Coated (mat)
- 117 Wenge Powder Coated (mat)
- 118 Warm Grey Powder Coated (mat)
- 123 Aqua Blue Powder Coated (mat)

APPLICABLE TABLE TOPS



690x690 / 590x790 / 590x590



690 / 590

Strengthened
with cathaphoresis
application



adjustable foot



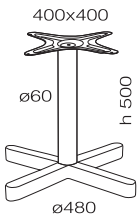
(Kg)
6.00



m³ 0.038



Kross 371 Side Table Base



- 101 White Powder Coated (mat)
- 102 Black Powder Coated (mat)
- 103 Anthracite Powder Coated (mat)
- 104 Taupe Powder Coated (mat)
- 111 Brick red Powder Coated (mat)
- 112 Green Powder Coated (mat)
- 110 Yellow Powder Coated (mat)
- 115 Grey Powder Coated (mat)
- 117 Wenge Powder Coated (mat)
- 118 Warm Grey Powder Coated (mat)
- 123 Aqua Blue Powder Coated (mat)

APPLICABLE TABLE TOPS



690x690 / 590x790 / 590x590 / 490x490



690 / 590 / 490

Strengthened
with cathaphoresis
application



adjustable foot



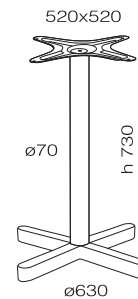
(Kg)
5.00



m³ 0.03



Kross 372 Table Base



- 101 White Powder Coated (mat)
- 102 Black Powder Coated (mat)
- 103 Anthracite Powder Coated (mat)
- 104 Taupe Powder Coated (mat)
- 111 Brick red Powder Coated (mat)
- 112 Green Powder Coated (mat)
- 110 Yellow Powder Coated (mat)
- 115 Grey Powder Coated (mat)
- 117 Wenge Powder Coated (mat)
- 118 Warm Grey Powder Coated (mat)
- 123 Aqua Blue Powder Coated (mat)

APPLICABLE TABLE TOPS



890x890 / 790x790



890 / 790

Strengthened
with cathaphoresis
application



adjustable foot



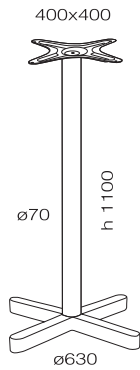
(Kg)
6.50



m³ 0.038



Kross 373 Bar Table Base



- 101** White Powder Coated (mat)
- 102** Black Powder Coated (mat)
- 103** Anthracite Powder Coated (mat)
- 104** Taupe Powder Coated (mat)
- 111** Brick red Powder Coated (mat)
- 112** Green Powder Coated (mat)
- 110** Yellow Powder Coated (mat)
- 115** Grey Powder Coated (mat)
- 117** Wenge Powder Coated (mat)
- 118** Warm Grey Powder Coated (mat)
- 123** Aqua Blue Powder Coated (mat)

APPLICABLE TABLE TOPS



690x690 / 590x790 / 590x590

690 / 590

Strengthened with cathaphoresis application



adjustable foot



7.50

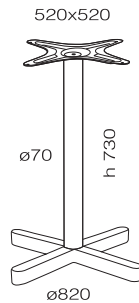


1

m³ 0.06



Kross 374 Table Base



- 101** White Powder Coated (mat)
- 102** Black Powder Coated (mat)
- 103** Anthracite Powder Coated (mat)
- 104** Taupe Powder Coated (mat)
- 111** Brick red Powder Coated (mat)
- 112** Green Powder Coated (mat)
- 110** Yellow Powder Coated (mat)
- 115** Grey Powder Coated (mat)
- 117** Wenge Powder Coated (mat)
- 118** Warm Grey Powder Coated (mat)
- 123** Aqua Blue Powder Coated (mat)

APPLICABLE TABLE TOPS



990x990

1 190 / 990

Strengthened with cathaphoresis application



adjustable foot



11.00

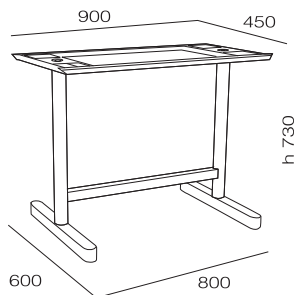


1

m³ 0.063



Kross 375 Table Base



- 101** White Powder Coated (mat)
- 102** Black Powder Coated (mat)
- 103** Anthracite Powder Coated (mat)
- 104** Taupe Powder Coated (mat)
- 111** Brick red Powder Coated (mat)
- 112** Green Powder Coated (mat)
- 110** Yellow Powder Coated (mat)
- 115** Grey Powder Coated (mat)
- 117** Wenge Powder Coated (mat)
- 118** Warm Grey Powder Coated (mat)
- 123** Aqua Blue Powder Coated (mat)

APPLICABLE TABLE TOPS



1390x790 / 1190x790 / 1190 x 690

Strengthened with cathaphoresis application



adjustable foot



11.00

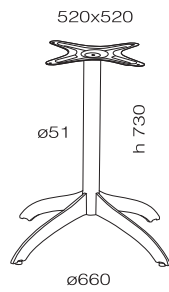


1

m³ 0.063



Arya 330 Table Base



- 101** White Powder Coated (mat)
- 102** Black Powder Coated (mat)
- 103** Anthracite Powder Coated (mat)
- 104** Taupe Powder Coated (mat)
- 117** Wenge Powder Coated (mat)
- 118** Warm Grey Powder Coated (mat)

APPLICABLE TABLE TOPS



790x790 790

ø660

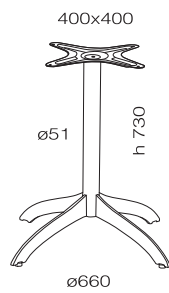
Strengthened
with cathaphoresis
application



adjustable foot



Arya 331 Table Base



- 101** White Powder Coated (mat)
- 102** Black Powder Coated (mat)
- 103** Anthracite Powder Coated (mat)
- 104** Taupe Powder Coated (mat)
- 117** Wenge Powder Coated (mat)
- 118** Warm Grey Powder Coated (mat)

APPLICABLE TABLE TOPS



690x690 / 590x790 / 590x590 690 / 590

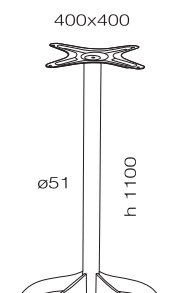
Strengthened
with cathaphoresis
application



adjustable foot



Arya 332 Bar Table Base



- 101** White Powder Coated (mat)
- 102** Black Powder Coated (mat)
- 103** Anthracite Powder Coated (mat)
- 104** Taupe Powder Coated (mat)
- 117** Wenge Powder Coated (mat)
- 118** Warm Grey Powder Coated (mat)

APPLICABLE TABLE TOPS



690x690 / 590x790 / 590x590 690 / 590

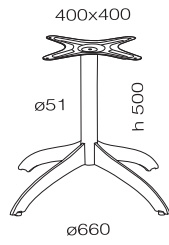
Strengthened
with cathaphoresis
application



adjustable foot



Arya 333 Side Table Base



-   **101 White Powder Coated (mat)**
-   **102 Black Powder Coated (mat)**
-   **103 Anthracite Powder Coated (mat)**
-   **104 Taupe Powder Coated (mat)**
-   **117 Wenge Powder Coated (mat)**
-   **118 Warm Grey Powder Coated (mat)**

APPLICABLE TABLE TOPS



690x690 / 590x790 / 590x590



690 / 590

Strengthened with cathaphoresis application



adjustable foot



(kg)
5.00

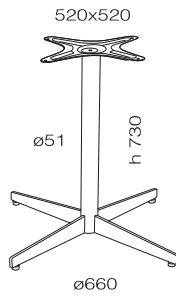


1



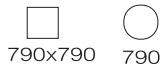
 Table top colours page 220.

Gala 341 Table Base



- 101** White Powder Coated (mat)
- 102** Black Powder Coated (mat)
- 103** Anthracite Powder Coated (mat)
- 104** Taupe Powder Coated (mat)
- 117** Wenge Powder Coated (mat)
- 118** Warm Grey Powder Coated (mat)

APPLICABLE TABLE TOPS



790x790 790

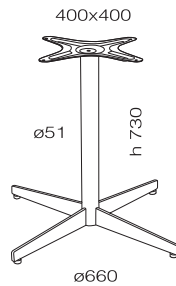
Strengthened
with cataphoresis
application



adjustable foot



Gala 342 Table Base



- 101** White Powder Coated (mat)
- 102** Black Powder Coated (mat)
- 103** Anthracite Powder Coated (mat)
- 104** Taupe Powder Coated (mat)
- 117** Wenge Powder Coated (mat)
- 118** Warm Grey Powder Coated (mat)

APPLICABLE TABLE TOPS



690x690 / 590x790 / 590x590 690 / 590

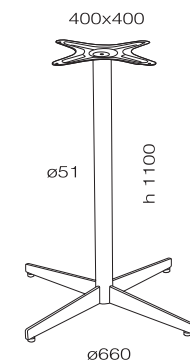
Strengthened
with cataphoresis
application



adjustable foot



Gala 343 Bar Table Base



- 101** White Powder Coated (mat)
- 102** Black Powder Coated (mat)
- 103** Anthracite Powder Coated (mat)
- 104** Taupe Powder Coated (mat)
- 117** Wenge Powder Coated (mat)
- 118** Warm Grey Powder Coated (mat)

APPLICABLE TABLE TOPS



690x690 / 590x790 / 590x590 690 / 590

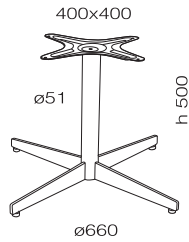
Strengthened
with cataphoresis
application



adjustable foot



Gala 344 Side Table Base



- 101** White Powder Coated (mat)
- 102** Black Powder Coated (mat)
- 103** Anthracite Powder Coated (mat)
- 104** Taupe Powder Coated (mat)
- 117** Wenge Powder Coated (mat)
- 118** Warm Grey Powder Coated (mat)

APPLICABLE TABLE TOPS



690x690 / 590x790 / 590x590



690 / 590

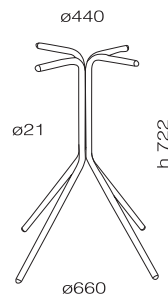
Strengthened
with cataphoresis
application



adjustable foot



Quick 280 Table Base



- 101** White Powder Coated (mat)
- 102** Black Powder Coated (mat)
- 103** Anthracite Powder Coated (mat)
- 104** Taupe Powder Coated (mat)
- 111** Brick red Powder Coated (mat)
- 112** Green Powder Coated (mat)
- 110** Yellow Powder Coated (mat)
- 115** Grey Powder Coated (mat)
- 117** Wenge Powder Coated (mat)
- 118** Warm Grey Powder Coated (mat)
- 123** Aqua Blue Powder Coated (mat)

APPLICABLE TABLE TOPS



690x690 / 590x790 / 590x590

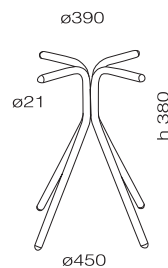


690 / 590

Strengthened
with cataphoresis
application



Quick 281 Side Table Base



- 101** White Powder Coated (mat)
- 102** Black Powder Coated (mat)
- 103** Anthracite Powder Coated (mat)
- 104** Taupe Powder Coated (mat)
- 111** Brick red Powder Coated (mat)
- 112** Green Powder Coated (mat)
- 110** Yellow Powder Coated (mat)
- 115** Grey Powder Coated (mat)
- 117** Wenge Powder Coated (mat)
- 118** Warm Grey Powder Coated (mat)
- 123** Aqua Blue Powder Coated (mat)

APPLICABLE TABLE TOPS



590x590 / 490x490

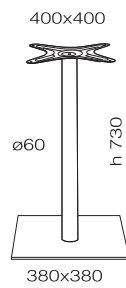



590 / 490

Strengthened
with cataphoresis
application



Modus 420 Table Base



  **107** Brushed Stainless

  **106** Chrome Plated

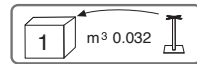
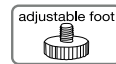
APPLICABLE TABLE TOPS



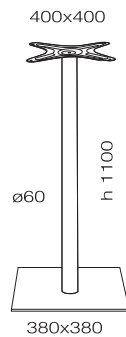
690x690 / 590x790 / 590x590





690 / 590



Modus 421 Bar Table Base



  **107** Brushed Stainless

  **106** Chrome Plated

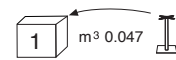
APPLICABLE TABLE TOPS



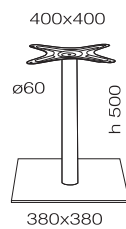
690x690 / 590x790 / 590x590




690 / 590



Modus 422 Side Table Base



  **107** Brushed Stainless

  **106** Chrome Plated

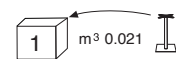
APPLICABLE TABLE TOPS



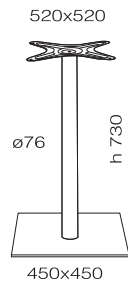
690x690 / 590x790 / 590x590 / 490x490





690 / 590 / 490





Modus 423 Table Base



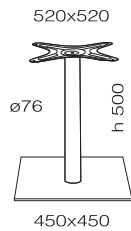
-  **107** Brushed Stainless
-  **106** Chrome Plated



APPLICABLE TABLE TOPS

 890x890 / 790x790  990 / 890 / 790





Modus 424 Side Table Base



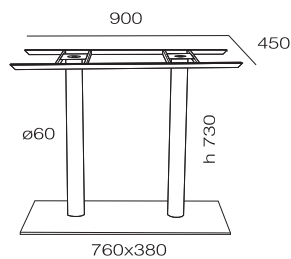
-  **107** Brushed Stainless
-  **106** Chrome Plated



APPLICABLE TABLE TOPS

 890x890 / 790x790  990 / 890 / 790




Modus 425 Table Base



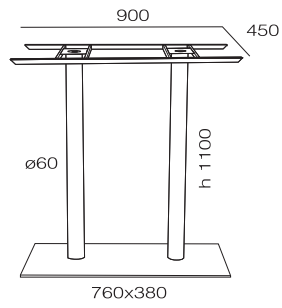
-  **107** Brushed Stainless
-  **106** Chrome Plated



APPLICABLE TABLE TOPS

 1190x790 / 1190x690 / 1190x590



Modus 426 Bar Table Base



  **107** Brushed Stainless

  **106** Chrome Plated

APPLICABLE TABLE TOPS



1190x790 / 1190 x 690 / 1190 x 590

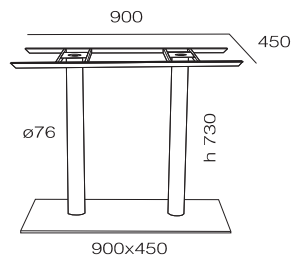
adjustable foot





m³ 0.047



Modus 427 Table Base



  **107** Brushed Stainless

  **106** Chrome Plated

APPLICABLE TABLE TOPS




1390x790

adjustable foot

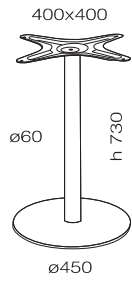



m³ 0.047



 Table top colours page 220.

Punto 431 Table Base



 **107** Brushed Stainless

 **106** Chrome Plated

APPLICABLE TABLE TOPS



690x690 / 590x790 / 590x590



690 / 590

adjustable foot



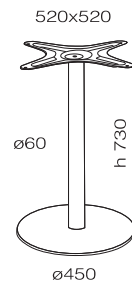
(kg)
14.50

1

m³ 0.036



Punto 432 Table Base



 **107** Brushed Stainless

 **106** Chrome Plated

APPLICABLE TABLE TOPS



790x790



790

adjustable foot



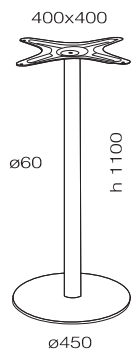
(kg)
15.00


1

m³ 0.036



Punto 433 Bar Table Base



 **107** Brushed Stainless

 **106** Chrome Plated

APPLICABLE TABLE TOPS



690x690 / 590x790 / 590x590



690 / 590

adjustable foot



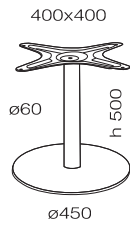
(kg)
15.00


1

m³ 0.055



Punto 434 Side Table Base



 **107** Brushed Stainless

 **106** Chrome Plated

APPLICABLE TABLE TOPS



690x690 / 590x790 / 590x590 / 490x490

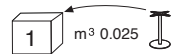


690 / 590 / 490

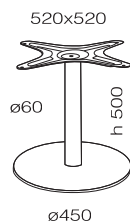
adjustable foot




 13.50

 1 m³ 0.025

Punto 435 Side Table Base



 **107** Brushed Stainless

 **106** Chrome Plated

APPLICABLE TABLE TOPS



790x790



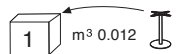
790

ø660

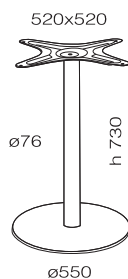
adjustable foot




 14.00

 1 m³ 0.012

Punto 436 Table Base



 **107** Brushed Stainless

 **106** Chrome Plated

APPLICABLE TABLE TOPS



890x890 / 790x790

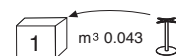


990 / 890 / 790

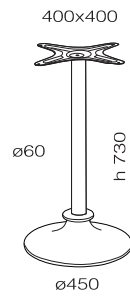
adjustable foot



 24.00

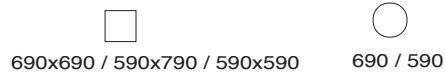
 1 m³ 0.043

Spark 440 Table Base



- 101 White Powder Coated (mat)**
- 102 Black Powder Coated (mat)**
- 103 Anthracite Powder Coated (mat)**
- 104 Taupe Powder Coated (mat)**
- 111 Brick red Powder Coated (mat)**
- 112 Green Powder Coated (mat)**
- 110 Yellow Powder Coated (mat)**
- 115 Grey Powder Coated (mat)**
- 117 Wenge Powder Coated (mat)**
- 118 Warm Grey Powder Coated (mat)**
- 123 Aqua Blue Powder Coated (mat)**
- 106 Chrome Plated**

APPLICABLE TABLE TOPS



Strengthened
with cathaphoresis
application

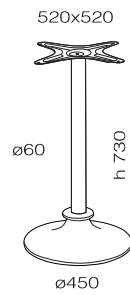


(kg)
8.00



m³ 0.052

Spark 441 Table Base



- 101 White Powder Coated (mat)**
- 102 Black Powder Coated (mat)**
- 103 Anthracite Powder Coated (mat)**
- 104 Taupe Powder Coated (mat)**
- 111 Brick red Powder Coated (mat)**
- 112 Green Powder Coated (mat)**
- 110 Yellow Powder Coated (mat)**
- 115 Grey Powder Coated (mat)**
- 117 Wenge Powder Coated (mat)**
- 118 Warm Grey Powder Coated (mat)**
- 123 Aqua Blue Powder Coated (mat)**
- 106 Chrome Plated**

APPLICABLE TABLE TOPS



Strengthened
with cathaphoresis
application

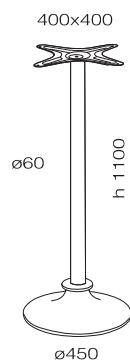


(kg)
8.50




m³ 0.052

Spark 442 Bar Table Base



- 101 White Powder Coated (mat)**
- 102 Black Powder Coated (mat)**
- 103 Anthracite Powder Coated (mat)**
- 104 Taupe Powder Coated (mat)**
- 111 Brick red Powder Coated (mat)**
- 112 Green Powder Coated (mat)**
- 110 Yellow Powder Coated (mat)**
- 115 Grey Powder Coated (mat)**
- 117 Wenge Powder Coated (mat)**
- 118 Warm Grey Powder Coated (mat)**
- 123 Aqua Blue Powder Coated (mat)**
- 106 Chrome Plated**

APPLICABLE TABLE TOPS



Strengthened
with cathaphoresis
application

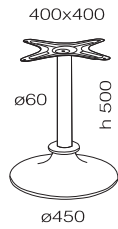


(kg)
9.50



m³ 0.075

Spark 443 Side Table Base



- 101 White Powder Coated (mat)**
- 102 Black Powder Coated (mat)**
- 103 Anthracite Powder Coated (mat)**
- 104 Taupe Powder Coated (mat)**
- 111 Brick red Powder Coated (mat)**
- 112 Green Powder Coated (mat)**
- 110 Yellow Powder Coated (mat)**
- 115 Grey Powder Coated (mat)**
- 117 Wenge Powder Coated (mat)**
- 118 Warm Grey Powder Coated (mat)**
- 123 Aqua Blue Powder Coated (mat)**
- 106 Chrome Plated**

APPLICABLE TABLE TOPS



690x690 / 590x790 / 590x590 / 490x490

690 / 590 / 490

Strengthened
with cataphoresis
application

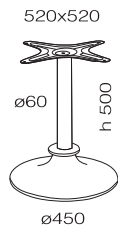


(kg)
7.50



m³ 0.030

Spark 444 Side Table Base



- 101 White Powder Coated (mat)**
- 102 Black Powder Coated (mat)**
- 103 Anthracite Powder Coated (mat)**
- 104 Taupe Powder Coated (mat)**
- 111 Brick red Powder Coated (mat)**
- 112 Green Powder Coated (mat)**
- 110 Yellow Powder Coated (mat)**
- 115 Grey Powder Coated (mat)**
- 117 Wenge Powder Coated (mat)**
- 118 Warm Grey Powder Coated (mat)**
- 123 Aqua Blue Powder Coated (mat)**
- 106 Chrome Plated**

APPLICABLE TABLE TOPS



790x790

790

Strengthened
with cataphoresis
application

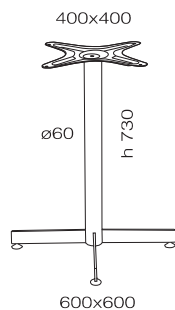


(kg)
8.00



m³ 0.030

Gama 450 Table Base



- 106 Chrome Plated**

APPLICABLE TABLE TOPS



690x690 / 590x790 / 590x590

690 / 590

adjustable foot

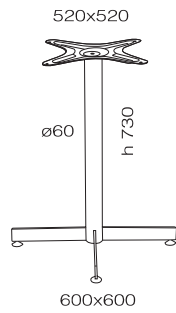


(kg)
7.50



m³ 0.026

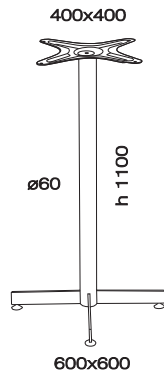
Gama 451 Table Base



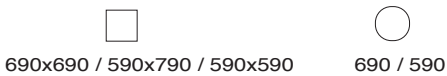
APPLICABLE TABLE TOPS



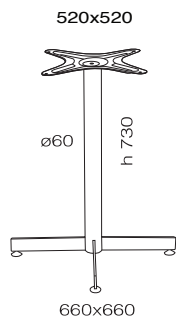
Gama 452 Bar Table Base



APPLICABLE TABLE TOPS



Gama 453 Table Base



APPLICABLE TABLE TOPS




TABLE TOPS

pg.185-pg.187

SOLID COMPACT CENTRE BASE TABLE TOP

REVERSE BEVEL EDGE

FLAT EDGE



MAT SURFACE 	STONE SURFACE 	ROCKY SURFACE 	RAINWOOD SURFACE 	SATIN SURFACE 	WOODGRAIN SURFACE 	CARBON SURFACE 						
							1049	1050	5201	1147	1049WGR1	8101
							1057	5145	5203	1023		
							3039	3120	5204	1078		

SHAPE	SIZE	PRICE (€)	PRICE (€)	PRICE (€)	PRICE (€)	PRICE (€)	PRICE (€)	PRICE (€)
	ø490							
	ø590							
	ø640							
	ø690							
	ø790							
	ø890							
	ø990							
	ø1190							
	ø1390							
	ø1590							
	490x490							
	590x590							
	640x640							
	690x690							
	790x790							
	890x890							
	990x990							
	690x590							
	790x590							
	1190x590							
	1190x640							
	1390x640							
	790x690							
	1190x690							
	1390x690							
	1190x790							
	1390x790							
	1590x790							

*Except white, other colours are recommended only in shaded areas.

*Dimensions are in mm. All sizes and dimensions could change within the tolerance of +5mm.




*Tabletops with dimensions 640x640 mm or ø640 mm could be considered as alternatives to those with dimensions 690x690 mm or ø690 mm

MDF LAMINATED TABLE TOP

ABS EDGE

FLAT EDGE



SHAPE	SIZE	PRICE (€)
	600x600	
	700x700	
	800x800	
	900x900	
	ø600	
	ø700	
	ø800	
	ø900	
	ø1000	
	ø1200	
	1200 x 700	
	1200 x 800	
	1400 x 800	
	1800 x 900	

*Dimensions are in mm. All sizes and dimensions could change within the tolerance of ± 5 mm.

SOFAS

pg.189-pg.213

Rota Sofa
Armchair



COLOURS

GROUP A
(Ottoman)

GROUP C
(Panama)



Rota Sofa
Right Module



COLOURS

GROUP A
(Ottoman)

GROUP C
(Panama)



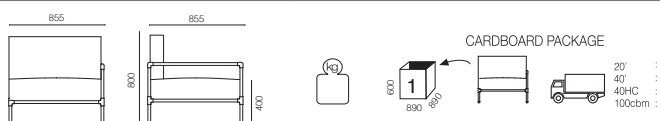
Rota Sofa
Left Module



COLOURS

GROUP A
(Ottoman)

GROUP C
(Panama)



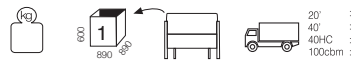
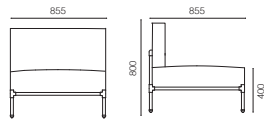
Rota Sofa
Center Module



COLOURS

GROUP A
(Ottoman)

GROUP C
(Panama)



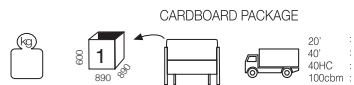
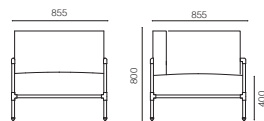
Rota Sofa
Corner Module



COLOURS

GROUP A
(Ottoman)

GROUP C
(Panama)



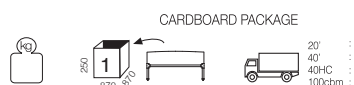
Rota Pouf



COLOURS

GROUP A
(Ottoman)

GROUP C
(Panama)



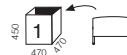
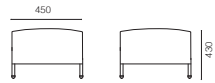
Rota Pouf



COLOURS

GROUP A
(Ottoman)

GROUP C
(Panama)



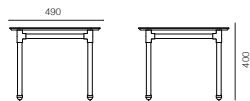
CARDBOARD PACKAGE



Rota Side Table



COLOURS



CARDBOARD PACKAGE



Rota Center Low Table



COLOURS




350



CARDBOARD PACKAGE





Riva-K ML



CORD COLOURS



FRAME COLOURS



Only Cushion



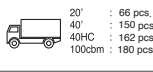
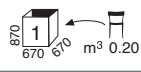
GROUP C
(Panama, Eternal, Nobless, Tetfab)

GROUP B
(Nest)

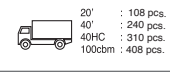
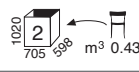
GROUP A
(Natte)



CARDBOARD PACKAGE (Assembled)



CARDBOARD PACKAGE (Assembled)



Riva-K



*Aluminium frame with powder coated finish.

CORD COLOURS



FRAME COLOURS



Only Cushion



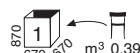
GROUP C
(Panama, Eternal, Nobless, Tetfab)

GROUP B
(Nest)

GROUP A
(Natte)



CARDBOARD PACKAGE



Riva Lounge



*Aluminium frame with powder coated finish.

Only Cushion



CORD COLOURS



FRAME COLOURS



GROUP C
(Panama, Eternal, Nobless, Tetfab)

GROUP B
(Nest)

GROUP A
(Natte)



Riva Stool



*Aluminium frame with powder coated finish.

Only Cushion



CORD COLOURS



FRAME COLOURS



GROUP C
(Panama, Eternal, Nobless, Tetfab)

GROUP B
(Nest)

GROUP A
(Natte)



Riva-S



*Aluminium frame with powder coated finish.

Only Cushion



CORD COLOURS



FRAME COLOURS

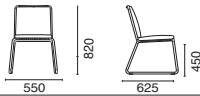


€ 262,00

GROUP C
(Panama ,Eternal, Nobless, Tetfab)

GROUP B
(Nest)

GROUP A
(Natte)



CARDBOARD PACKAGE



Riva Bar Stool



*Aluminium frame with powder coated finish.

Only Cushion



CORD COLOURS



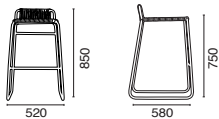
FRAME COLOURS



GROUP C
(Panama ,Eternal, Nobless, Tetfab)

GROUP B
(Nest)

GROUP A
(Natte)



CARDBOARD PACKAGE



Breeze LS 01




CORD COLOURS



BASE COLOURS



GROUP B
(Batyline Eden) 
Quick Dry

GROUP B
(Nest)

GROUP C
(Panama, Eternal, Nobless)



Breeze LS 02




CORD COLOURS



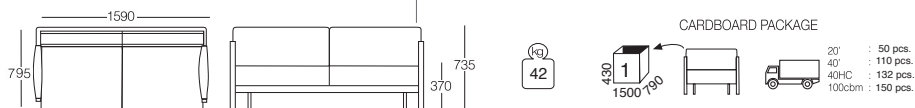
BASE COLOURS



GROUP B
(Batyline Eden) 
Quick Dry

GROUP B
(Nest)

GROUP C
(Panama, Eternal, Nobless)



Breeze LS 03



CORD COLOURS



BASE COLOURS



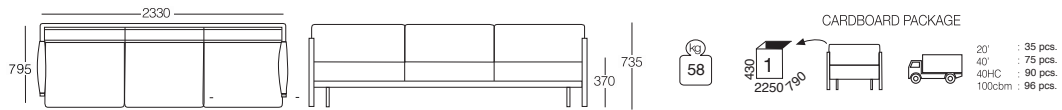
GROUP B
(Batyline Eden)



Quick
Dry

GROUP B
(Nest)

GROUP C
(Panama, Eternal, Nobless)



Breeze LS 3+1



CORD COLOURS



BASE COLOURS



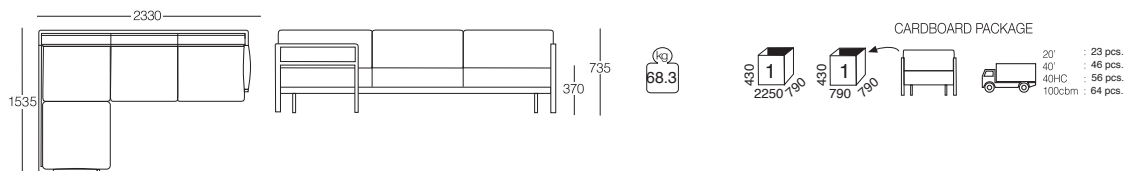
GROUP B
(Batyline Eden)



Quick
Dry

GROUP B
(Nest)

GROUP C
(Panama, Eternal, Nobless)



Breeze LS 3+2



CORD COLOURS



BASE COLOURS

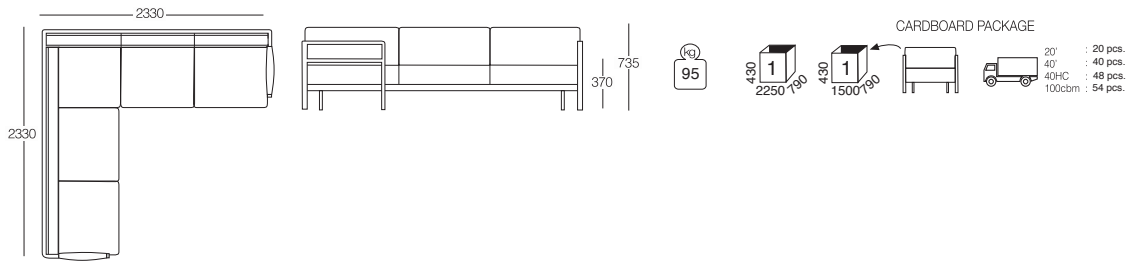


GROUP B
(Batyline Eden)



GROUP B
(Nest)

GROUP C
(Panama, Eternal, Nobless)



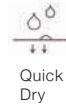
Breeze Puf 740x740



BASE COLOURS

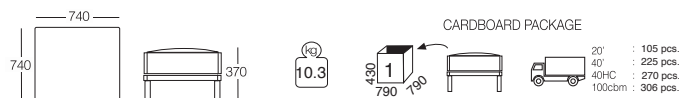


GROUP B
(Batyline Eden)



GROUP B
(Nest)

GROUP C
(Panama, Eternal, Nobless)



Breeze LS 3+3



CORD COLOURS



BASE COLOURS

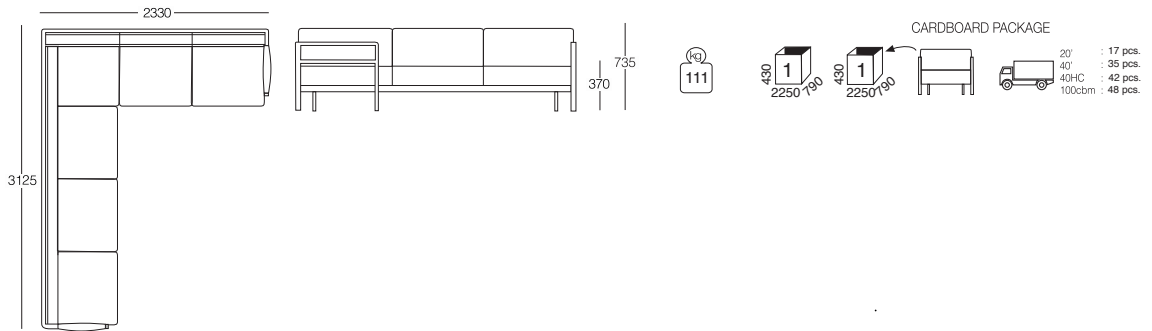


GROUP B
(Batyline Eden)



GROUP B
(Nest)

GROUP C
(Panama, Eternal, Nobless)



Breeze Side Table



740x740



BASE COLOURS



TABLE TOP COLOURS



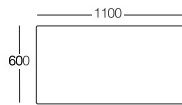


Breeze Center Low Table
1100x600



BASE COLOURS



TABLE TOP COLOURS



CARDBOARD PACKAGE



20' : 162 pcs.
40' : 324 pcs.
40HC : 396 pcs.
100cbm : 504 pcs.

Metal & fabric colour options starting from 219.

Iva Sofa LS 01



*Stainless Steel frame with powder coated finish.

CORD COLOURS

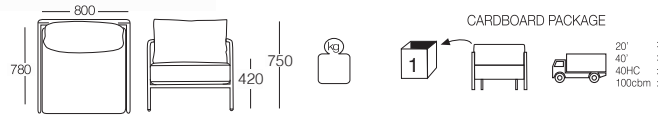


BASE COLOURS



GROUP B
(Batyline Eden, Nest)

GROUP C
(Panama, Eternal, Nobless)



Iva Sofa LS 02



*Stainless Steel frame with powder coated finish.

CORD COLOURS

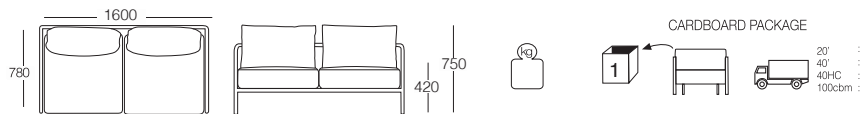



BASE COLOURS



GROUP B
(Batyline Eden, Nest)

GROUP C
(Panama, Eternal, Nobless)



 Metal & fabric colour options starting from 219.

Iva Sofa LS 03



*Stainless Steel frame with powder coated finish.

CORD COLOURS

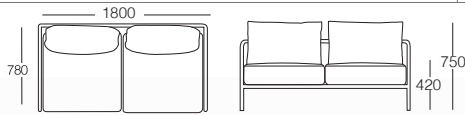


BASE COLOURS



GROUP B
(Batyline Eden, Nest)

GROUP C
(Panama, Eternal, Nobless)



CARDBOARD PACKAGE



Iva Lounge



*Stainless Steel frame with powder coated finish.

BASE COLOURS




GROUP B
(Batyline Eden)



CARDBOARD PACKAGE




 Metal & fabric colour options starting from 219.

Iva Lounge (high back)

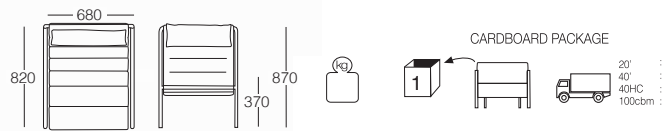


BASE COLOURS



*Stainless Steel frame with powder coated finish.

GROUP B
(Batyline Eden)



Iva Sunbed

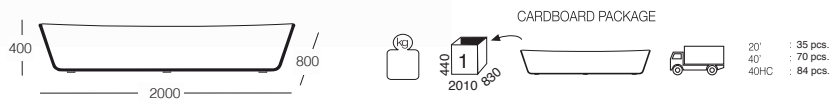


BASE COLOURS



*Stainless Steel frame with powder coated finish.

GROUP B
(Batyline Eden)



Only pillow

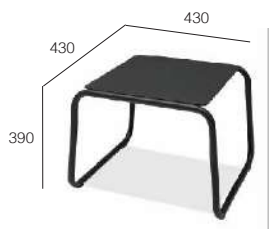


FABRIC COLOURS

GROUP B
(Batyline Eden)

GROUP C
(Panama)

Iva Side Table




*Aluminium frame with powder coated finish.

BASE COLOURS




COMPACT TOP COLOURS



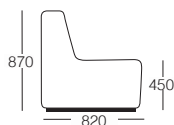
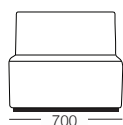
Sedir LS01



COLOURS




GROUP B
(Batyline Eden)



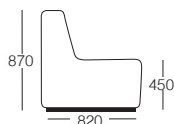
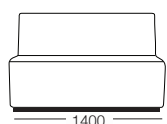
Sedir LS02



COLOURS




GROUP B
(Batyline Eden)



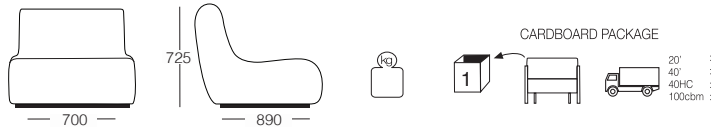
Aura Sofa LS 01



COLOURS



GROUP B
(Batyline Eden)



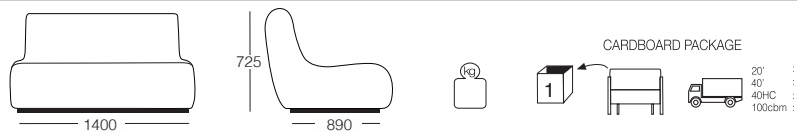
Aura Sofa LS 02



COLOURS




GROUP B
(Batyline Eden)



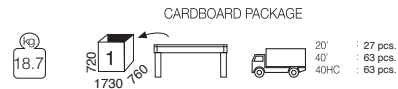

Aura Daybed



COLOURS




GROUP B
(Batyline Eden)



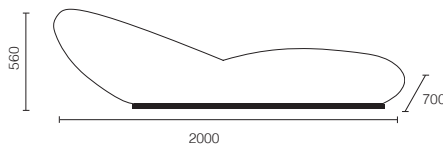
Aura Sunbed



COLOURS



GROUP B
(Batyline Eden)



Puf 450x450



BATYLINE EDEN
PANAMA
ETERNAL
NOBLESS
NEST

Puf ø400




BATYLINE EDEN
PANAMA
ETERNAL
NOBLESS
NEST


**Slim Stripe
Main Module (A)**



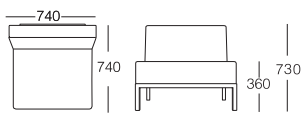
BELT COLOURS



BASE COLOURS




**GROUP B
(Batyline Eden)**




**Slim Stripe
Corner Module (B)**



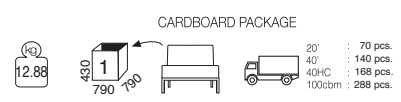
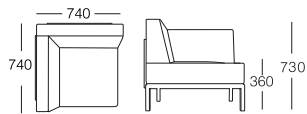
BELT COLOURS



BASE COLOURS




**GROUP B
(Batyline Eden)**




**Slim Stripe
Armrest(C)**



BELT COLOURS



FRAME COLOURS



Slim
Main Module (A)



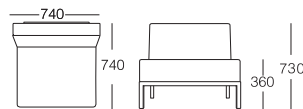
BASE COLOURS



GROUP B
(Batyline Eden)



Quick
Dry



CARDBOARD PACKAGE



Slim
Corner Module (B)



BASE COLOURS



GROUP B
(Batyline Eden)




Quick
Dry



CARDBOARD PACKAGE



Slim
Armrest (C)



FRAME COLOURS



Metal & fabric colour options starting from 219.

Slim Puf
740x740



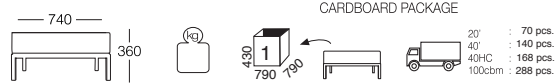
BASE COLOURS



GROUP B
(Batylne Eden)



Quick Dry



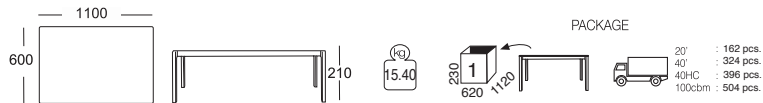

Slim Center Low Table
1100x600



BASE COLOURS



TABLE TOP COLOURS




Slim Side Table
740x740



BASE COLOURS



TABLE TOP COLOURS



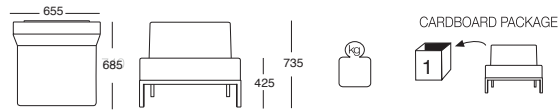
Slim Fit
Main Module (A)



BASE COLOURS



GROUP B
(Batyline Eden)



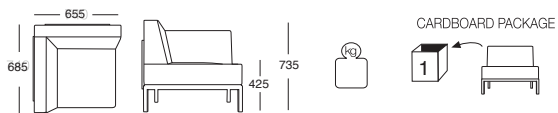
Slim Fit
Corner Module (B)



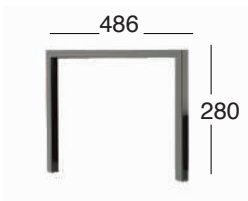
BASE COLOURS



GROUP B
(Batyline Eden)



Slim Fit
Armrest (C)



BASE COLOURS



Slim Fit
Puf



BASE COLOURS



101 103 104 117

GROUP B
(Batyline Eden)



Quick
Dry



CARDBOARD PACKAGE

Slim Fit Center Low Table
790x490




BASE COLOURS




101 103 104 117

TABLE TOP COLOURS



1050 1057 1049 3120 3039 5056 5145




5098 5101 5201 5203 5204 3242 3250 1049
WGR1



1023 1147 1078



PACKAGE

 Metal & fabric colour options starting from 219.

Loca LS01



BASE COLOURS



GROUP B
(Batyline Eden)



Quick Dry

GROUP B
(Nest)

GROUP C
(Panama, Eternal, Nobless)



Loca LS02



BASE COLOURS



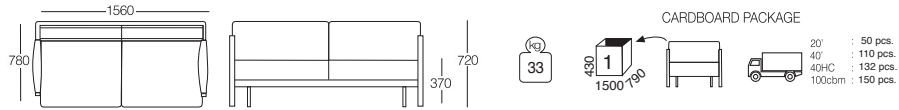
GROUP B
(Batyline Eden)



Quick Dry

GROUP B
(Nest)

GROUP C
(Panama, Eternal, Nobless)



Loca LS03



BASE COLOURS



GROUP B
(Batyline Eden)



Quick Dry

GROUP B
(Nest)

GROUP C
(Panama, Eternal, Nobless)



Loca LS 3+1



BASE COLOURS



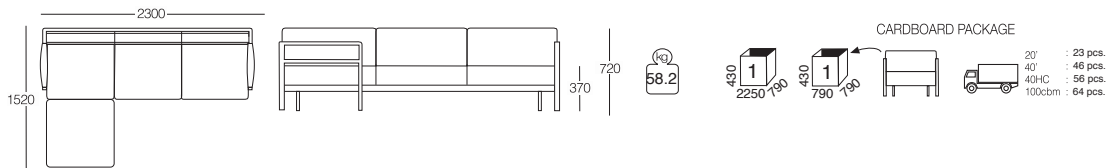
GROUP B
(Batyline Eden)



Quick
Dry

GROUP B
(Nest)


GROUP C
(Panama, Eternal, Nobless)



Loca LS 3+2



BASE COLOURS



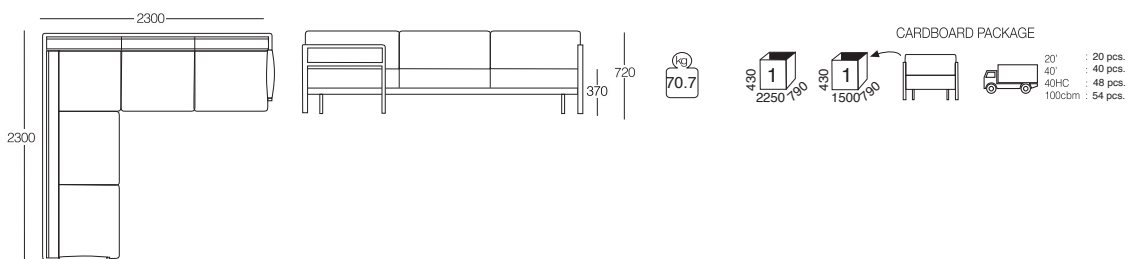
GROUP B
(Batyline Eden)



Quick
Dry

GROUP B
(Nest)

GROUP C
(Panama, Eternal, Nobless)



Metal & fabric colour options starting from 219.

Loca LS 3+3



BASE COLOURS



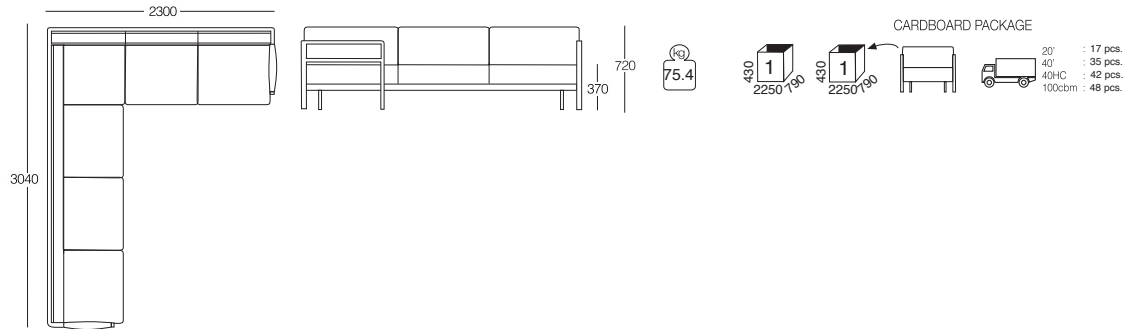
GROUP B
(Batyline Eden)



Quick
Dry

GROUP B
(Nest)

GROUP C
(Panama, Eternal, Nobless)



Loca Puf



BASE COLOURS



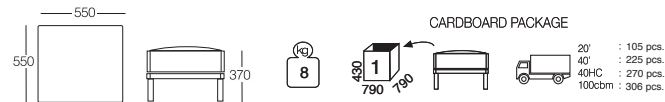
GROUP B
(Batyline Eden)



Quick
Dry

GROUP B
(Nest)

GROUP C
(Panama, Eternal, Nobless)



Loca Puf



BASE COLOURS



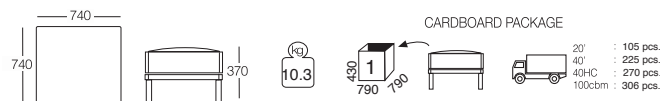
GROUP B
(Batyline Eden)



Quick
Dry

GROUP B
(Nest)

GROUP C
(Panama, Eternal, Nobless)



Loca Center Low Table
1100x600



BASE COLOURS


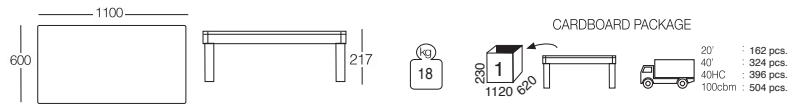



TABLE TOP COLOURS



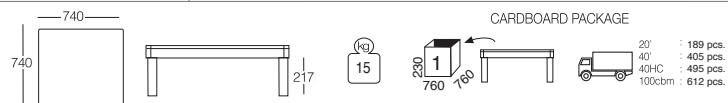

Loca Center Low Table
740x740



BASE COLOURS



TABLE TOP COLOURS



Metal & fabric colour options starting from 219.

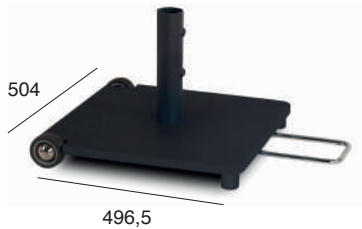
COMPLEMENTS



 polyester fabric

LOCA SOFA LS01
LOCA SOFA LS02
LOCA SOFA LS03
LOCA SOFA LS 3+1
LOCA SOFA LS 3+2
LOCA SOFA LS 3+3
LOCA PUF LP 550x550
LOCA PUF LP 740x740

Herby Parasol Base




BASE COLOURS



101 102 103 104

Outdoor Rug



COLOURS



Anthracite Taupe Marine Stone Sunset Forest

ø1600

ø2000

ø2500


2200x1600

3000x2000

4000x3000

**Dimensional variations of up to ±10% may occur due to environmental factors.
This natural tolerance does not compromise performance or durability.*

<p>Throw Pillow 500x500</p> 	<p>GROUP C (Panama, Eternal, Nobless, Tetfab)</p>	
	<p>GROUP D</p>	
	<p>GROUP A (Natte)</p>	
	<p>GROUP B (Nest, Enea)</p>	
<p>Throw Pillow 400x400</p> 	<p>GROUP C (Panama, Eternal, Nobless, Tetfab)</p>	
	<p>GROUP D</p>	
	<p>GROUP A (Natte)</p>	
	<p>GROUP B (Nest, Enea)</p>	
<p>Throw Pillow 300x300</p> 	<p>GROUP C (Panama, Eternal, Nobless, Tetfab)</p>	
	<p>GROUP D</p>	
	<p>GROUP A (Natte)</p>	
	<p>GROUP B (Nest, Enea)</p>	

 Fabric options starting from 221.

The first part of the document discusses the importance of maintaining accurate records of all transactions. It emphasizes that every entry, no matter how small, should be recorded to ensure the integrity of the financial data. This includes not only sales and purchases but also expenses, income, and any other financial activities. The text explains that proper record-keeping is essential for identifying trends, managing cash flow, and preparing for tax obligations.


Next, the document addresses the need for regular reconciliation. It states that accounts should be reviewed frequently to catch any discrepancies early on. This process involves comparing the internal records with bank statements and other external sources. Reconciliation helps to identify errors, such as double entries or missed transactions, and allows for prompt corrections. The text also notes that consistent reconciliation is a key indicator of good financial management.

The document then discusses the importance of budgeting and forecasting. It explains that setting a budget helps to control spending and allocate resources effectively. By forecasting future income and expenses, businesses can anticipate potential challenges and plan accordingly. The text suggests that budgeting should be a dynamic process, with regular updates to reflect changes in the business environment. This proactive approach is crucial for long-term financial stability and growth.

Finally, the document touches upon the role of technology in modern accounting. It highlights how accounting software can streamline processes, reduce errors, and provide real-time insights into financial performance. The text mentions various tools and platforms that can be used to manage accounts, generate reports, and collaborate with stakeholders. It encourages businesses to explore these technologies to improve their accounting practices and overall operational efficiency.

MATERIALS

pg.217-pg.227



01 White



04 Red



05 D.Green



09 Black



12 Mint



13 Teak



16 Orange



17 Warm Grey



21 Ivory



22 Anthracite



24 Fistik



25 Blue



51 Brick



52 Mustard



53 D.Brown



54 Lime



61 Taupe



65 Sand



66 Storm
Grey



67 Navy Blue



68 Canary



69 Reseda



70 Aqua Blue



71 Urban
Bronz



72 Orange



73 Wenge



74 Kor



75 Marmara



76 Servi



77 Lal

PP MAT FINISH COLOURS



22C Anthracite



51C Brick



53C Dark
Brown

PC COLOURS



28 Purple



29 Red



33 Orange



35 Green



37 Clear




38 Smoke



40 Blue



42 Black




43 White



44 Red

PC MAT FINISH COLOURS

PAPATYA



01C White



09C Black



22C Anthracite




51C Brick



70C Aqua Blue

METAL BASE COLOURS



101 White



102 Black



103 Anthracite



104 Taupe



110 Mustard




111 Brick



112 Reseda



113 Brass



114 Copper



115 Grey



117 Wenge



118 Warm
Grey



123 Aqua
Blue



106 Chrome
Plated



107 Stainless
Steel



108 Polished
Stainless
Steel



109 Satin
Anodized
Aluminium

WOODEN BASE COLOURS



1000
Natural Beech
Wood



1001
Wenge Lacquered
Beech Wood



1002
Black Lacquered
Beech Wood



1003
White Lacquered
Beech Wood



1004
Natural Iroko
Wood




1005
Oil Treatment
Wood



1006
Natural Oak
Wood


MAT SURFACE




1050M
White



1049M
Black



1057M
Anthracite



5145M
White Marble



3039M
Wenge



3120M
Rustica



5056M
Botonico
Brown

ROCKY SURFACE



5201 Rocky
Roma Travertino



5203 Rocky
Piecenza



5204 Rocky
Vicenza

RAINWOOD SURFACE




3250 RNW
Nemi Oak




3242 RNW
Natural Oak

CARBON SURFACE



8101
Carbon Black

WGR1 SURFACE



1049WGR1
Wood Grain
Nero

STONE SURFACE




5101 STN
Cement




5098 STN
Black Oxide

SATIN SURFACE



1147 Satin
Mist




1023 Satin
Grey



1078 Satin
Beige

MDF LAMINATED TABLE TOP COLOURS (ABS EDGE)



White



Anthracite

COVER TYPES AND COLOURS

PAPATYA

GROUP A

MAIN LINE FLAX BY CAMIRA



Flame Resistance Certificates

EN 1021 - 1&2 (cigarette & match)
 BS 7176 Low Hazard
 BS 5852 Ignition Source 5
 BS 7176 Medium Hazard (Crib 5)
 NF D 60-013
 ÖNORM B 3825 & A 3800-1 (58kg/m3 CMHR Foam)
 UNI 9175 Classe 1 IM
 BS 476 Part 7 Class 1 (Adhered)
 EN 13501-1 Adhered Class B, s1 ,d0
 BS 5867-2: Type B Curtains & Drapes
 The Furniture and Furnishing (Fire Safety)
 Regulations 1988 (UK domestic cigarette and match)
 IMO FTP Code (Part 8)

Environmental Certificates


Certified to the EU Ecolabel
 Certified to Indoor Advantage™ Gold
 Environmental Product Declaration - Natural fabric composition
 Rapidly renewable and compostable
 Made from wool and plant fibre




GROUP A
NATTE BY SUNBRELLA



Environmental Certificates
Certified Greenguard
Oeko-Tex Standard 100




GROUP A
OTTOMAN BY AGORA




GROUP B
NEST BY RECASENS

Environmental Certificates
Phthalate free
Certified Greenguard
Oeko-Tex Standard 100



GROUP B
ENEA BY RECASENS


Environmental Certificates
Phthalate free
Certified Greenguard
Oeko-Tex Standard 100



GROUP B
STAMSKIN ZEN
BY SERGE FERRARI

Flame Resistance Certificates
NF EN 1021.1 - 1021.2
IMO-MS-307(88)(2010FTPCode)
Annex1Part8
FAR/JAR 25-853 and 25-855
NFP 92-507 (FRANCE)
DIN 53438 / T2 (GERMANY)
SN 198898 - VKF (SWITZERLAND)
UNI 917 (ITALY)
CAL TB 117-201 NFPA 260 (US)
AS / NZS 1530-3 - Group2 AS/NZS 3837 (AUSTRALIA)

Environmental Certificates
Phthalate free
Certification Ökotex - CShr¹



GROUP B
STAMSKIN TOP
BY SERGE FERRARI

Flame Resistance Certificates
IMO MSC.307(88) (2010FTP Code) Annex 1 Part 8
NFPA 260 - CAL ZB 117 (US)
UNI 9177-87 (ITALY)
SN 198898 - VKF/AEI (SWITZERLAND)
DIN 53438-3 (GERMANY)
NF P 92-50 / NF P 16-101-102 (FRANCE)
BS 5852 Source 5 2006 (UK)
AS/NZS 1530-3 / AS/NZS 3837 (AUSTRALIA)

Environmental Certificates
Certification Ökotex - CShr¹



GROUP B

BATYLINE EDEN
BY SERGE FERRARI



ROBUST




OUTDOOR
USAGE

Flame Resistance Certificates

IMO MSC.307(88) (2010FTP Code) Annex 1 Part 8
EN 1021 1&2
NFPA 260
Cal TB117

Environmental Certificates

Phthalate free
Certification Greenguard
Certification Ökotex - CShR¹



00566 LIGHT GREY 00555 ANTHRACITE 00563 BEIGE 50974 ORANGE 50967 GREEN 50740 BROWN 75348 YUZU 75344 DENIM

GROUP B

VALENCIA BY SPRADLING



INDOOR
USAGE



MARINE
USAGE

Flame Resistance Certificates

EU: EN 1021 Part 1 & 2
EU: EN 71-2:2006+A1:2007 - Safety of Toys - Parte 2: Flammability
FR: NF P 92-503/M2
IMO FTP 2010 Code MSC.307 (88) Part 8 3.1 & 3.2
IT: UNI 9175 (1987) / UNI 9175/FA1 (1994) Classe 1.IM (UNO I EMME)
(MED) Marine Equipment Directive (in its current valid version) 2
UK: UKCA
US: CAL TB 117-2013, Section E
US: ASTM E 84 Adhered – Class I

Environmental Certificates

Carbon Neutral Certified
EcoSense
Greenguard Certified
Indoor Air Emissions A+ Certified
Indoor Air Quality Certified
ISO 14001 Certified
ISO 45001 Certified
Reach Compliant
RoHs Compliant



CITRUS NIGHT AVACADO SQUASH TOMATO LOTUS ROSE CHESTNUT CAMEL PURE WHITE CASHMERE ULTRA VIOLET WARM GREY PETROL CORAL SKYLIGHT TEAL SAFRAN MELONE ORANGE TERRACOTTA

GROUP B

VALENCIA BY SPRADLING



INDOOR
USAGE



MARINE
USAGE

Flame Resistance Certificates

EU: EN 1021 Part 1 & 2
 EU: EN 71-2:2006+A1:2007 - Safety of Toys - Parte 2: Flammability
 FR: NF P 92-503/M2
 IMO FTP 2010 Code MSC.307 (88) Part 8 3.1 & 3.2
 IT: UNI 9175 (1987) / UNI 9175/FA1 (1994) Classe 1.IM (UNO I EMME)
 (MED) Marine Equipment Directive (in its current valid version) 2
 UK: UKCA
 US: CAL TB 117-2013, Section E
 US: ASTM E 84 Adhered – Class I

Environmental Certificates

Carbon Neutral Certified
 EcoSense
 Greenguard Certified
 Indoor Air Emissions A+ Certified
 Indoor Air Quality Certified
 ISO 14001 Certified
 ISO 45001 Certified
 Reach Compliant
 RoHs Compliant



GROUP C

ERA BY CAMIRA



INDOOR
USAGE



CIGARETTE
& MATCH

Flame Resistance Certificates

EN 1021 - 1&2 (cigarette & match)
 BS 7176 Low Hazard
 EN 13501-1 Adhered Class B, s1, d0
 EN 13501-1 Un-adhered Class C, s1, d0
 Optional: Please specify when ordering:
 BS 5852 Ignition Source 5 with EnviroFlam5
 BS 7176 Medium Hazard with EnviroFlam5
 The Furniture and Furnishing (Fire Safety) Regulations 1988 (UK domestic cigarette and match) with EnviroFlam5
 DIN 4102 B1 with FR Treatment (Gorts)
 BS 5867-2: Type B Curtains & Drapes with FR Treatment (Gorts)
 EN 13773 Class 1 with FR Treatment (Gorts)

Environmental Certificates

Certified to STANDARD 100 By OEKO-TEX®
 Certified to Indoor Advantage™ Gold
 Environmental Product Declaration - Synthetic fabric composition
 Non metallic dyestuffs




GROUP C

PANAMA BY AGORA

Flame Resistance Certificates

UNE 1021 PARTS 1-2 IMO PEF 2010 Anex 1. Part 8 BS 5852 Cigarette & Match




03658 CLOUD



08013 GRAFITO



03659 FOSSIL



08004 MENTA




GROUP C


ETERNAL BY RECASENS

Environmental Certificates


Phthalate free
 Certified Greenguard
 Oeko-Tex Standard 100



ETFAB Phoenix



ETFAB Tapenade



ETFAB Vulcano

GROUP C

NOBLESS BY RECASENS

Environmental Certificates


Phthalate free
 Certified Greenguard
 Oeko-Tex Standard 100



NBLFAB Argent



NBLFAB Titanium




NBLFAB Storm



GROUP C

TETFAB



TETFAB-01005




TETFAB-01021



TETFAB-01023




TETFAB-01000




TETFAB-01049



TETFAB-01013



TETFAB-01063



TETFAB-01018



GROUP D

LUKLA BY RECASENS

Environmental Certificates

Phthalate free
 Certified Greenguard
 Oeko-Tex Standard 100



LKL FAB Sand



LKL FAB Cadet


ONLY USABLE FOR THROW PILLOW

GROUP D


LAVISH BY RECASENS

Environmental Certificates

Phthalate free
 Certified Greenguard
 Oeko-Tex Standard 100



LAV FAB Beige



LAV FAB Iguana



LAV FAB Seashell

ONLY USABLE FOR THROW PILLOW



%100
 SOLUTION
 DYED
 ACRYLIC




SOFT
 TOUCH




OUTDOOR
 USAGE


BATYLINE ISO BY SERGE FERRARI




05001 White




50070 Taupe




05700 Anthracite



45363 Eliit



05374 Grey



05347 Turquoise

ONLY USABLE FOR SUNLOUNGERS



OUTDOOR
 USAGE

CORD COLOURS



Antrasit



Forest



Marine



Stone



Sunset



Taupe



OUTDOOR
 USAGE

CORD COLOURS



Marine




Brown

ONLY USABLE FOR ROTA SOFA




OUTDOOR
 USAGE

BELT COLOURS




Grey



Beige



Wenge

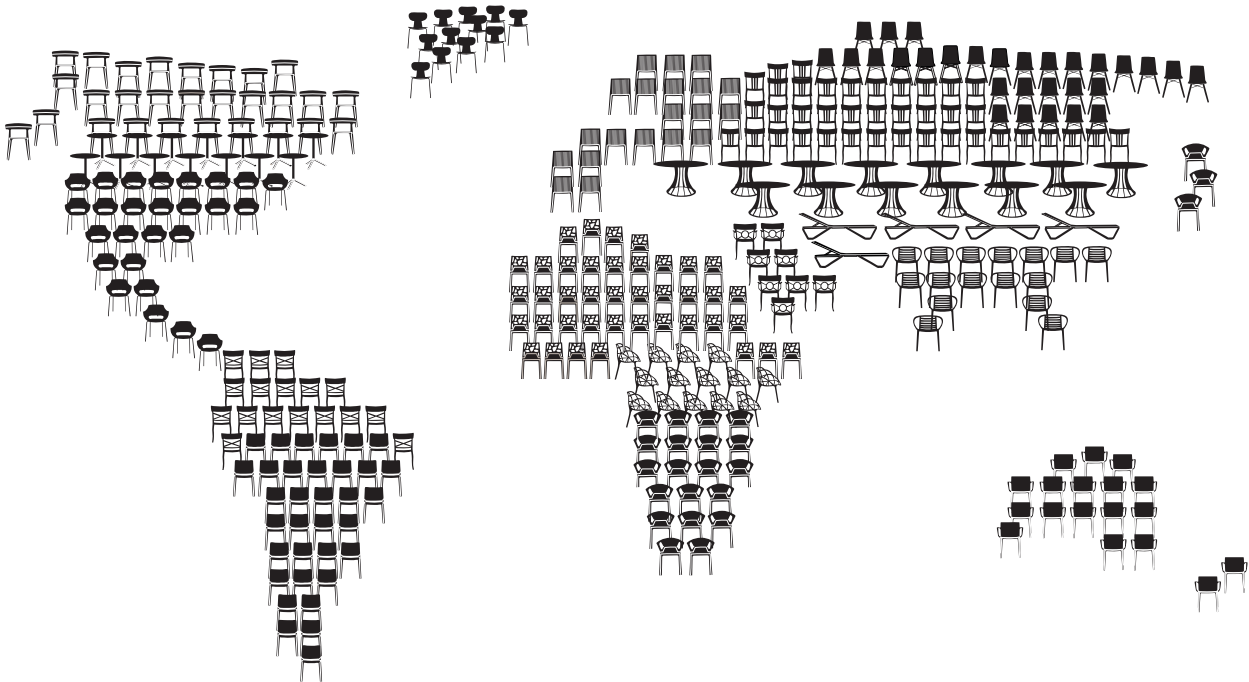


Anthracite



OUTDOOR
 USAGE

PAPATYA®



- The prices are in euro.
- All dimensions are in mm.
- Transportation risks are out of the factory responsibility.
- Non-standart colours production depends on mininum order quantity.
- Weight, size and colours are approximately information.
- The printed colours may differ slightly from the actual ones due to technical reasons on printing.
- PAPATYA reserves the right to modify or upgrade products, materials and colours without prior notice.

The first part of the document discusses the importance of maintaining accurate records in a business setting. It highlights how proper record-keeping can help in decision-making, legal compliance, and financial management. The text emphasizes that records should be organized, up-to-date, and easily accessible to relevant personnel.

Next, the document addresses the challenges of data management in the digital age. With the increasing volume of data generated by various sources, businesses face significant challenges in storing, securing, and analyzing this information. The text suggests implementing robust data management strategies, including data backup, security protocols, and regular audits, to mitigate these risks.

The third section focuses on the role of technology in enhancing record-keeping processes. It explores how cloud-based storage solutions, data analytics tools, and automation software can streamline operations and reduce the risk of human error. The text encourages businesses to invest in these technologies to improve efficiency and accuracy in their record-keeping practices.

Finally, the document concludes by emphasizing the long-term benefits of a well-maintained record-keeping system. It states that consistent and accurate records can provide valuable insights into business performance, help in identifying trends, and ensure compliance with regulatory requirements. The text encourages businesses to adopt a proactive approach to record-keeping to maximize their operational effectiveness.

www.papatya.com.tr

