

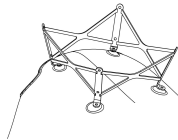
OPAL WOX & X-TREME S WOX ASSEMBLY INSTRUCTION

Material Identification

A m6x16 screw
32 pcs.



D metal frame with shell
4 pcs.

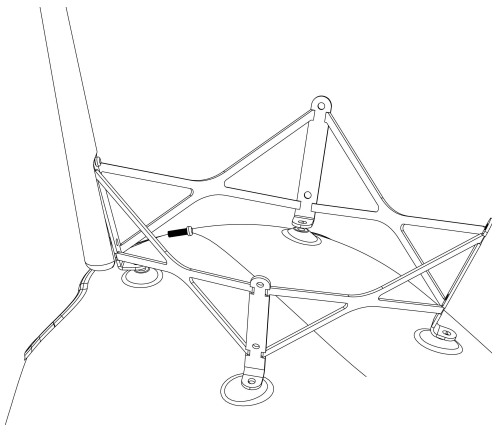


C wooden leg
16 pcs.

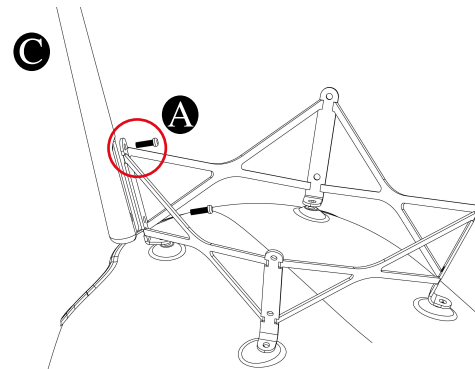


*Leg's shape could be change
for the different wood types

2 Than fix the other one on metal strap



1 Fix the wooden leg on metal strap by m6x16 screw. Firstly fix indicated red line hole.
(Should not be complete tighten the screw).



3 And finally tighten completely both of screws.
all sections repeat for other legs.

