

Material Identification




A
1 pcs.
Metal base



B
1 pcs.
Column anchor



C
1 pcs. Column

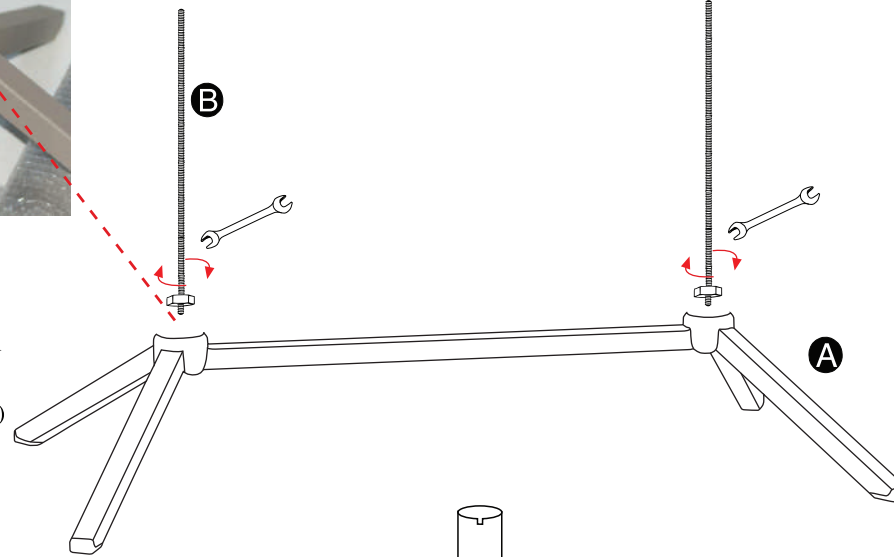



D
1 pcs.
Flange



E
1 pcs.
M10 nut

- 1 Locate the column anchor (B) to base(A).
Tighten the anchor (B) by rotating in direction of arrow on the base (A)



- 2 Locate the column (C) on the base (A).

Caution!

make sure before fixing column (C) and base (A) standing in the right position. While locating the column(C) to base (A) the nails on the base have to meet the notch on the column.

fixing position

