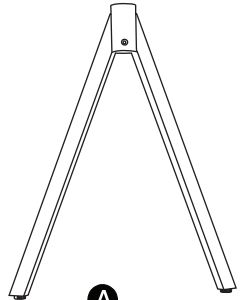



### Material Identification



**A**  
2 pcs.  
Metal leg



**B**  
1 pcs.  
Metal middle part



**C**  
1 pcs.  
Flange



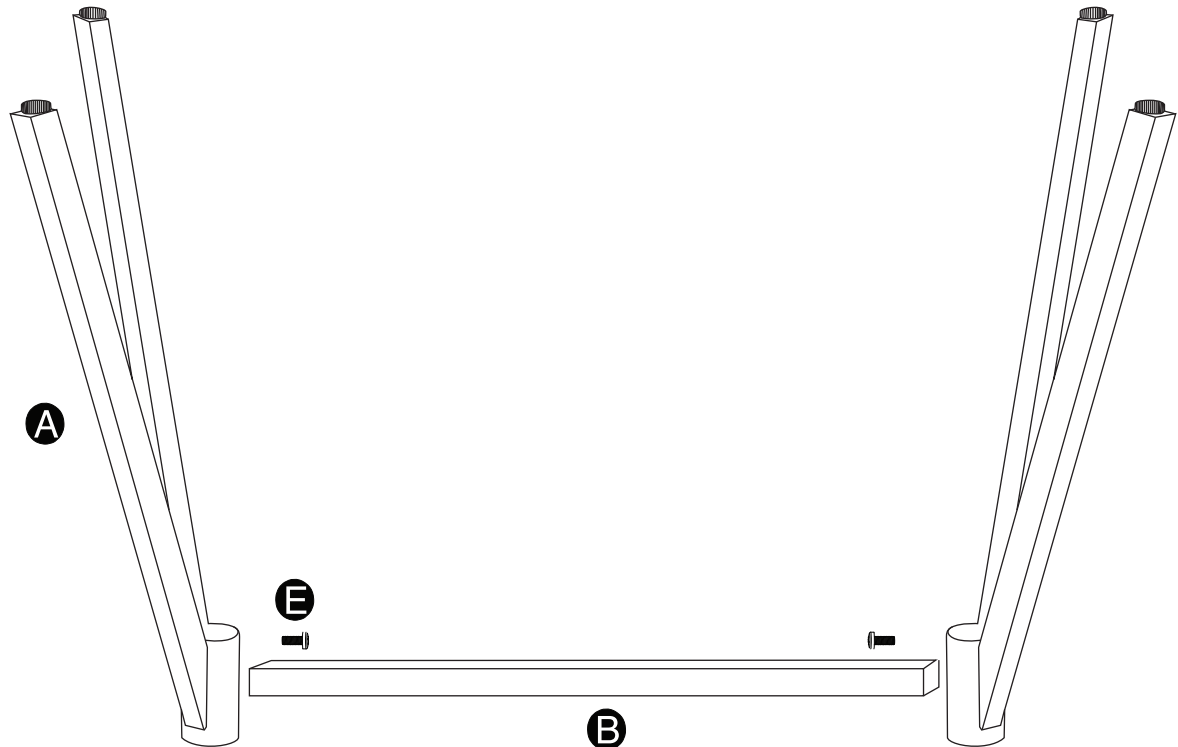
**D**  
2 pcs. m12x80  
screws



**E**  
2 pcs. m8x20  
screws

**1**

Locate the middle part (B) to metal legs (A) with m8x20 screws (E).



**2**

Locate the profile flange (C)  
to base with  
m12x80 screws (D).

