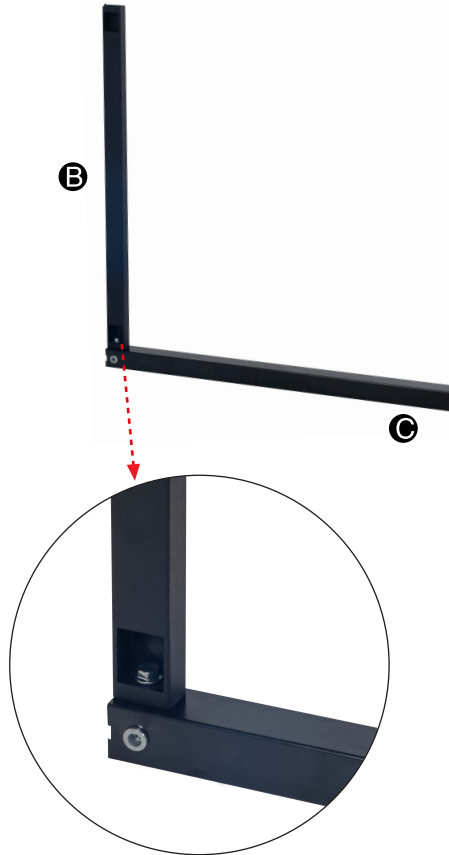


Material Identification




- A** 2 pcs. 40x25mm long metal profile
- B** 2 pcs. 40x25mm short metal profile
(A and B profiles are same for square sizes table bases.)
- C** 4 pcs. 40x40mm metal leg
- D** 8 pcs. m8x25 screws

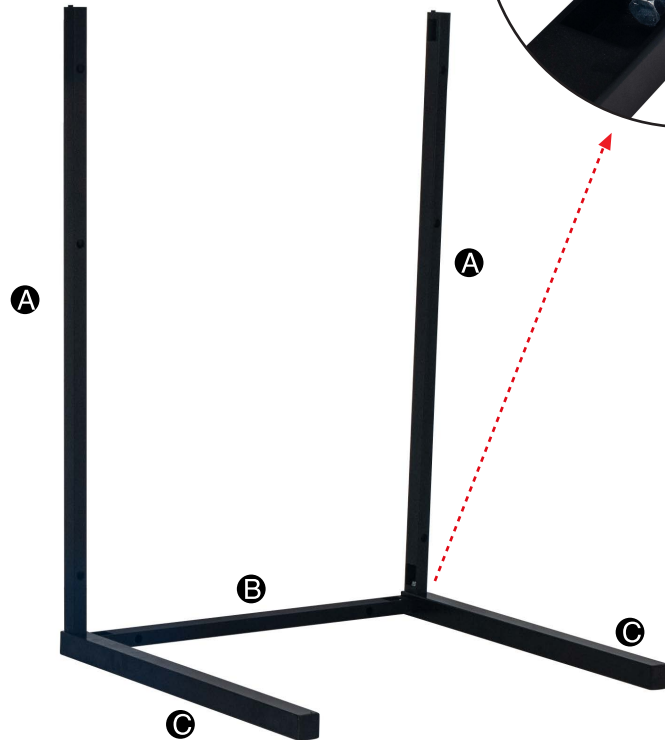
- 1** Locate the short metal profile (B) on the right metal leg (C) by screwing with m8x25.



- 2** Locate the left metal leg (C) on the short metal profile (B) by following the instructions in step 1. Create 2 pcs U profiles by placing metal legs on the short metal profiles.



- 3** Locate the long profiles (A) on the U profiles. by screwing with m8x25.



- 4** Final view

